

**Potter**, noun -

A person who transmutes clay using fire, into awesome ceramic ware.

See also *alchemist, magician*



~Christina Guerra

**In this issue -**

- [As the Wheel Turns](#)
- [Clayfolk Calendar](#)
- [General Meeting](#)
- [Fun with Clay!](#)
- [Spring Sale](#)
- [Dennis Miners Workshop](#)
- [Train Kiln Update](#)
- [Rogue Valley Pottery Supply](#)
- [New Members](#)
- [Where's Michael?](#)
- [Social Media](#)
- [Tips and Tricks](#)
- [Classified](#)
- [Humor](#)

Limerick of the Quarter ~



The newsroom depends on reporters  
To send in fun stuff every quarter.

"I've got nothing to share...  
Next time, I swear!"

So, the Spring Newsletter, you'll see, is much shorter!



## CLAYFOLK SPRING SHOW & SALE

**Mother's Day weekend!**  
Saturday, May 9, 2026 10 am - 5 pm  
Sunday, May 10, 2026 10 am - 3 pm

Edenvale Winery  
2310 Voorhies Road,  
Medford, Oregon

Free Admission

[www.clayfolk.org](http://www.clayfolk.org)



Artwork shown is by:  
from left: Tim Elliott,  
Cathy McElroy,  
Amanda Anderson,  
Summer Brendlinger



~ Peter Alsen



~ Jennifer Hill



~ Alyssa Clark



**2025 CLAYFOLK OFFICERS**

SEE CLAYFOLK DIRECTORY FOR  
DIRECT EMAIL ADDRESSES

**President: Tim Elliott**  
[president@clayfolk.org](mailto:president@clayfolk.org)

**Vice President: Julia Janeway**  
[vicepresident@clayfolk.org](mailto:vicepresident@clayfolk.org)

**Secretary: Lily Myers Kaplan**  
[Lilymyerskaplan@gmail.com](mailto:Lilymyerskaplan@gmail.com)

**Co-Treasurers:  
Debbie Thompson & Ray Foster**  
[cftreasurer@yahoo.com](mailto:cftreasurer@yahoo.com)

**Members at Large**  
Janice Shenker, Rosie Russell,  
Doug Hill

**COMMITTEE CHAIRS**

**Archivist: Lynita Zajack**

**Empty Bowls**

- Jackson County:  
Susanne & Robert Call  
- Josephine County:  
-open  
[emptybowls@clayfolk.org](mailto:emptybowls@clayfolk.org)

**Enews: Dana Godley**  
[enews@clayfolk.org](mailto:enews@clayfolk.org)

**Membership: Doug Hill**

**Newsletter: Kathy Forester**  
[newsletter@clayfolk.org](mailto:newsletter@clayfolk.org)

**Points Chair: Ashley Ambrosio**  
[springandvine@gmail.com](mailto:springandvine@gmail.com)

**Scholarship: Betsy Moore**  
[scholarship@clayfolk.org](mailto:scholarship@clayfolk.org)

**Show Chair: Rob Call**  
[recall1957@gmail.com](mailto:recall1957@gmail.com)

**Webmaster: Pat Richey**  
[webmaster@clayfolk.org](mailto:webmaster@clayfolk.org)

**Workshop Committee:  
Rosie Russell & Summer Brendlinger**  
[workshops@clayfolk.org](mailto:workshops@clayfolk.org)

**Social Media: Kendra Ortner**  
[clayfolksocialmedia@gmail.com](mailto:clayfolksocialmedia@gmail.com)

## As the wheel turns... Tim Elliott

**From Our New President ~**

I fell in love with clay in 1997 at Riverside Poly High School, when I was a junior. My teacher, Mark Vergeront—known to all of us as Mr. Verge— took me under his wing after seeing potential in my work. He taught me much of what I still rely on today. The first piece I ever made was a pinch pot, but it was the potter's wheel that truly hooked me. My first wheel-thrown piece was a bowl that I still keep in my studio as a reminder of where I



started—about half an inch thick and completely lopsided. My second bowl was much better. By the end of my first semester, I was throwing twelve-inch pots. I loved pottery class so much that I would skip other classes just to work on projects in the studio. After high school, I spent two years at Riverside Community College studying under John Hopkins, where I learned a variety of glazing techniques and surface textures. After junior college, life pulled me away from clay. I worked in construction building new homes, attended pharmacy technician school, and became a licensed pharmacy technician—easily the most boring job I've ever had—before returning to construction.

Twenty years passed—marriage, a child, different jobs, divorce—and through it all, being a devoted father. Almost seven years ago, everything changed. I was at a friend's house when his wife, Cristina Ralston (a Clayfolk member), invited me to check out her new pottery wheel—having no idea that clay had always been my passion. The very next day, I was searching for anything to get me started: a used wheel, a used kiln, glazes—whatever I could find and lots of YouTube videos. Thank you, Cristina.



# As the Wheel Turns, cont. ~

Today, I am a full-time potter—pretty much a broke artist—and I wouldn't have it any other way. I love making functional art: pieces meant to be used every day, not just looked at. Recently, I've entered the world of raku firing, and I' In October of 2022, I joined Southern Oregon Clayfolk thanks to Rosie Russell. It has been incredibly meaningful to be part of such a strong and supportive community. Through Clayfolk, I've met some amazing people and formed lasting friendships. Over time, I've moved up through the Clayfolk Board, serving first as a Member at Large, then Vice President, and now as the current President.



I'm completely hooked. There's so much to learn in this new realm, and I'm excited to see where it takes me next.

Cheers, ~ Tim

# Clayfolk Calendar ~

Date 2026	Event type	Event location	Host	Activity	Time
March 14 <sup>th</sup> (Saturday)	Clayfolk Workshop	Talent Maker City	Rosie Russell/ Summer Brendlinger		9:00 – 4:00
March 19 (Thursday)	Board Mtg	TBA	TBA	NA	6:00 – 7:30
March 29 (Sunday)	General Mtg	TBA	TBA	TBA	2:30 – 4:00
April 24 – 26	Ceramics Showcase	Oregon Convention Center, Hall D	OPA	Pottery Show	TBA
May 9 (Saturday)	Clayfolk Spring Show & Sale	Edenvale Winery	Tim Elliot		10:00 – 5:00
May 10 (Sunday)	Clayfolk Spring Show & Sale	Edenvale Winery	Tim Elliot		10:00 – 3:00
June 18 (Thursday)	Board Mtg	TBA	TBA	NA	6:00 – 7:30
June 28 (Sunday)	General Mtg	TBA	TBA	TBA	2:30 – 4:00
August 20 (Thursday)	Board Mtg	TBA	TBA	NA	6:00 – 7:30
August 30 (Sunday)	General Mtg	TBA	TBA	TBA	2:30 – 4:00
October 2 – 4	Clay Fest	Lane County Fairgrounds	Local Clay	Pottery Show	Fri 5pm – 8pm, Sat 10am – 6pm, Sun 11am – 5pm
October 15 (Thursday)	Board Mtg	TBA	TBA	NA	6:00 – 7:30
October 25 (Sunday)	Fall Show Meeting	Grants Pass Museum of Art	Carole Hayne	NA	12:00 – 2:00a
October 25 (Sunday)	General Mtg	Grants Pass Museum of Art	Carole Hayne	Booth Pick	2:30 – 4:00

Next general meeting will be, Sunday, March 29<sup>th</sup>  
Sandie Alison's House – See Next page.

How do you have fun in the studio?

For Sandie Alison, it's about friends and fire!

"FUN" is when you build a huge Pit Fire with your friends, throw in a white pot, laugh while you're checking the fire, outwardly not caring about the outcome but inside praying for multiple colors!

"FUN"

~ Sandie Alison



Want to get in on the fun?  
Have a bisque-fired pot or two ready to go by

~ MARCH 29<sup>th</sup> ~

We are about to do this again at the next general meeting, which will be held at Sandie Alison's house

1335 Upper River Rd. Gold Hill OR 97525



~Take exit 40, and drive 2 miles down Upper River Road

Pit Fire – Want to participate? Arrive by 12:00.

1:30 - Snacks and Socializing

2:30 Sharp - General Meeting

More info about the pit fire process will be forthcoming through enews.

# The Last General Meeting

Tim's first General Meeting as President, and Julia as Secretary!



Thank you to Talent Maker City for allowing use this awesome meeting space!

# How do you have fun in the studio?

What would you do with a free afternoon in your studio? Karen Rycheck says, "When I get a chance, I like to make clay critters. I'm working on doing an armadillo next, though haven't done one yet. I'm also experimenting with clay cactus."



Karen Rycheck

<https://BreadandButterStudios.com>



# How do you have fun in the studio?

When I find myself with time and no pressure to produce pots, I'm drawn to the impractical projects — the ones that take WAY too much time. I love to hand-build, or take a perfectly good thrown pot and alter it just to see if I can. It becomes a kind of puzzle: negotiating with gravity, outsmarting osmosis, and trying to work my way toward something that's both useful and artistic. When I win, it's great. When I lose, I've learned something to try to win the next one!



It becomes a kind of puzzle: negotiating with gravity, outsmarting osmosis, and trying to work my way toward something that's both useful and artistic. When I win, it's great. When I lose, I've learned something to try to win the next one!



~ Kathy Forester



# CLAYFOLK SPRING SHOW & SALE

**Mother's Day weekend!**

Saturday, May 9, 2026 10 am - 5 pm  
Sunday, May 10, 2026 10 am - 3 pm

**Edenvale Winery**

2310 Voorhies Road,  
Medford, Oregon

*Free Admission*

[www.clayfolk.org](http://www.clayfolk.org)



Artwork shown is by:  
from left: Tim Elliott,  
Cathy McElroy,  
Amanda Anderson,  
Summer Brendlinger

If you have already applied to be in the show, please make sure you upload four images of your work so we can promote you via social media! Links for Spring Show sign up and photo uploading can be found here:



<https://www.clayfolk.org/membership-stuff/member-login/online-clayfolk-spring-show-registration/>



# Upcoming Workshop ~



Clayfolk presents:

## Dennis Meiners

My objective with each piece I make, which I don't think about while I'm working, is to capture the imaginative moment and give my artist-self a chance to respond on the most fundamental level to that moment. What it comes down to is being fully present. Sometimes I think it's not about making ceramic objects at all, but the end of my process occasionally presents me with pieces that I and others like and that might make some ongoing difference in peoples' daily lives. —Dennis Meiners

In this demo-only workshop, participants will watch Dennis cover some of the many possibilities available to slab builders who avoid slab rollers and several things this choice leads to, including textured surfaces, unexpected imagery, sprigs, and stamp making, and Mishima, or in this case Mishigoss.

**Saturday, March 14, 2026**  
9 am-noon & 1-4 pm

**Talent Maker City**  
109 Talent Avenue, Talent, Oregon  
Clayfolk members \$70  
Non-Clayfolk members \$90

To register, scan the QR code, or go on-line to [Clayfolk.org](http://Clayfolk.org)  
For more information, contact Rosie Russell, [rarussell84@gmail.com](mailto:rarussell84@gmail.com)  
or Summer Brendlinger, [sommerbrendlink@gmail.com](mailto:sommerbrendlink@gmail.com)



*"My objective with each piece I make, which I don't think about while I'm working, is to capture the imaginative moment and give my artist-self a chance to respond on the most fundamental level to that moment. What it comes down to is being fully present. Sometimes I think it's not about making ceramic objects at all, but the end of my process occasionally presents me with pieces that I and others like and that might make some ongoing difference in peoples' daily lives."*

*Dennis Meiners*

## Train Kiln Update ~

We had a great firing in January, thanks to everyone who participated! Our next firing is March 6-8. If you would like to join please sign up at <https://kiln.woodlandsun.com/firing-mar-2026/>

Our next orientation is March 21, 1-3PM, for anyone interested in the woodfiring process. We hope to have a final firing of the season April 24-26, if there is enough interest.

The orientation will cost \$25 and cover the basics of woodfiring here, including which clays, glazes and slips to use; proper wadding technique; working the kiln; safety and cleanup; and samples of woodfired pottery to examine. We will provide you with a few pounds of clay and some dry wadding materials to take home.




Visit <https://kiln.woodlandsun.com/orientation-3/> to sign up for the orientation or <https://kiln.woodlandsun.com/sub/> to subscribe to our mailing list to notified of future firings and orientations.

~ Monty



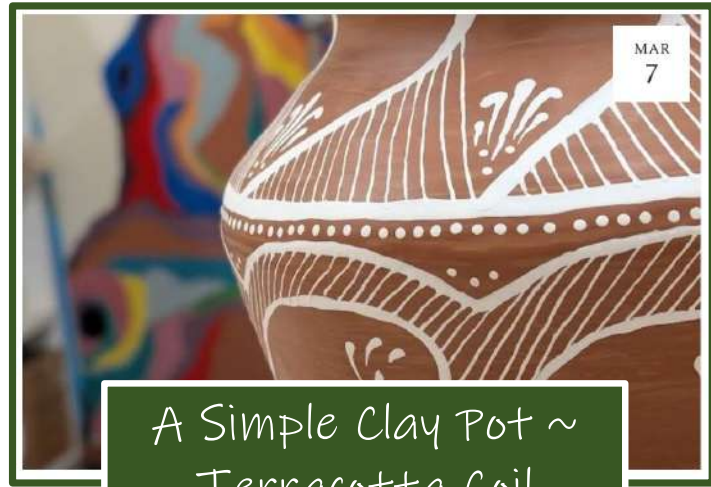
# Rogue Valley Pottery Supply ~



March Raku Firing



Wheel Throwing Try Night



A Simple Clay Pot ~  
Terracotta Coil Building



6-Week Intro to Clay

Sign up and hone your skills!

Join the Fun ~

[RogueValleyPotterySupply.com](http://RogueValleyPotterySupply.com)

Reminder: If Ashland is too far, call and place an order to be picked up in Central Point that afternoon. We love serving our pottery community and strive to meet your pottery needs.



Glazing 101 ~  
Taking it to the Next Level

### Open Invitation to New Members

Don't Be Shy, We're All Muddy Here

We're thrilled you're here—truly, wildly, throw-some-confetti-in-the-studio thrilled—and we'd love for you to introduce yourself in the newsletter!

Send us a little about you and your life—both in clay and beyond. Show us your studio (yes, even if it's a folding table wedged between the washer and dryer), your family, your pets (especially the ones who have left paw prints in your slabs), and your delightfully quirky hobbies. Do you throw pots? Hand build? Collect ceramic owls? Train ferrets? We want it all.

This is a wonderfully diverse community, and we genuinely want to get to know you. There's no word count. No font requirements. Honestly, no rules at all.

**Just one small thing: include pictures.** We love pictures. We're like that here.



~ Kelly Bowen

Whether an epic fail, or a stunning masterpiece, we want to see it! We'll gladly groan with you over the mishaps and cheer like crazy for your triumphs.



# Where's Michael?



*Michael McKinney  
at the  
Victoria and Albert Museum*



**Michael's been traveling the world for a while,  
Logging plane, train, and motorhome miles.  
A colorful guy ~  
In his Clayfolk tie-dye,  
He showed up in London with style!**



<https://youtu.be/rlgxtQxL-Y4?si=-j2B2aFcxow4mSiJ>

Take a tour yourself - Discover the V&A's Ceramics collections - encyclopedic, unrivalled and eclectic. Renowned ceramicist Kate Malone (BBC2's *The Great Pottery Throw Down*) and ceramic artist Neil Brownsword join V&A curators Reino Liefkes and Alun Graves on a tour through the treasure trove collection, revealing some of its secrets along the way.



## Social Media ~

You can send Kendra your upcoming events to promote via social media!

What markets will you be doing in the next few months? Galleries? Classes?

Submit details for posts and include a photo!

The link: <https://forms.gle/skta3aDTvSdLezhA7>



Thank you,  
Kendra!



### **PLEASE READ THE FINE PRINT:**

You can always send an email to [clayfolksocialmedia@gmail.com](mailto:clayfolksocialmedia@gmail.com) (instead of filling out a form - if you don't like forms 👍)

\* Please note, we cannot post flyers for non-Clayfolk events on our account's main feed -We want to post photos of your pottery!

If you are promoting an event, please TYPE OUT the details (date, time, location) then include an image of your pottery to promote!

If you have a bunch of upcoming events, it would be great to list a month's worth or something like that. 👍

Please tag @clayfolk in your own posts, and I will share them to the Clayfolk account's "stories" as I am able 👍 (These can be posters and fliers, since they will not go to our main pages) 👍

Share your upcoming events in advance so we can let our fans know!  
And so I can schedule posts in advance!

[clayfolksocialmedia@gmail.com](mailto:clayfolksocialmedia@gmail.com)

To access this form from our [clayfolk.org](http://clayfolk.org) website use this link <https://www.clayfolk.org/membership-stuff/member-login/clayfolk-social-media/> or use the website menus where you will find the Clayfolk Social Media Submissions page under the menu heading, member login.



## A Centimeter of Clay Equals One Pound of Clay

A 25-pound bag of clay is 25 centimeters tall. One centimeter of clay equals one pound of clay. Example: 5 centimeters equals 5 pounds of clay. Mark 5 centimeters on the bagged clay. Wire through the clay, (after pulling off the plastic bag- a-dah!) at 5 centimeter for 5 pounds of clay. No need to use a scale. If you don't believe it, weight the 5-centimeter piece of clay. You will see it is close enough for potters. ~Rob Call



## A Quick & Easy Way to Measure Specific Gravity - without having to clean a graduated cylinder!



2-pack costs about \$6 and isn't fragile like a graduated cylinder or a hydrometer. They are very easy to clean.



Put an empty syringe on a scale. Use "tare" to zero out the weight.



Fill a matching syringe with exactly 100ml of well-stirred glaze, and weigh.

Divide by 100 - by simply moving the decimal 2 places to the left.

Instant read - the specific gravity is 1.42.





Georgie's Trailmix Clay, cone 6 stoneware

Eleven 25 lb. bags that have never been used and are good to go. Will sell them for \$15 each or take all for \$150.

(In Ashland, 750 Tolman Creek Rd.)

Analogue pyrometer with probe

\$40 or best offer

O'Haus Triple Beam Balance

3 separate weights included \$100 or best offer

Assorted pyrometric cones – large 04, 06; small 04, 05, 06, 017, 018 free

Barbara Bobes,  
541-840-8998  
Barbara@bobes.com

Bailey Extruder

It's a five inch with a permanently affixed expansion box. I don't think they sell 5" with expansion box like that anymore. I'd take offers and consider any over \$250 because I also have lots of parts and hollow shapes! Over a \$100 Dollars worth!

Oh, I need help getting it off wall!  
If you need to know shapes, I'll dig them out.

The five inch like mine without the permanently affixed Expansion box shown here!

~ Rox 541-944-1354

SKU:M-500-002  
Standard 5 Extruder  
Regular Price \$615.00Our Price **\$493.**



Cress FX 1814P kiln for sale!

Bessie needs a new home. She is a manual kiln with kiln sitter that has been well loved and provided oodles of learning and growing for me. I will throw in 5 full Kiln shelves, a dolly for moving her, an assortment of stilts and an offer to help you learn how to use her. All elements are new within the last year. Cress Manufacturing is in US and their tech support and parts ordering staff have been wonderful to work with, especially as a newbie. Located in Ruch

Amanda Anderson, Pickleberry Pottery  
541.973.7552

RAKU KIT

Raku Kiln & supplies. My husband has too many hobbies and doesn't want to do this with me anymore. 😊 Everything is included except the propane tank. We will deliver anywhere in Portland, Oregon metro. (Sorry, not farther.) Details & photos are in the listing or email me for the photos. Please share with anyone who might want to get into Raku firing!


<https://www.facebook.com/marketplace/item/934885719076779/>

\$2,000: Includes free delivery anywhere within Portland, Oregon Metro.



# POTTER HUMOR

## JUST FOR THE LAUGHS



I could swear I just cleaned my pottery studio? It must have been that damn Leprechaun looking for his pot of gold. Yep, that's it.



What did the clay say to the potter?  
"Make me!"

**WARNING!**  
**CERAMIC FEVER**  
**VERY CONTAGIOUS!**

SYMPTOMS - Constant complaint as to household duties, paints day and night instead, sleepless nights dreaming up ideas, anxiety waiting for the final firing, swell head when you receive your first ribbon.

**NO KNOWN CURE**



**KEEP CALM AND THROW STUFF**

