

November – December
2023

SHOWTIME

Clayfolk

Issue 2023.5

In this issue –

- [Membership Renewal](#)
- [As the Wheel Turns](#)
- [Board Position Statements](#)
- [Clayfolk 2023](#)
- [Happenings 2024](#)
- [New Members](#)
- [Potter Humor](#)
- [Rogue Train Kiln](#)
- [In Remembrance, John Dodero](#)
- [Tips and Tricks](#)
- [Spring Show](#)
- [Sunshine Cobb Wrkshp](#)
- [Archives](#)
- [Caption This](#)



Membership Renewal

Complete by December 31st and get 3 points!

The [online membership application and ballot](#) are now available on our website. Members have until 12/31/2023 to update their membership to get their 3 points, and to vote for the board positions.

If you would like to renew your membership by mail, there is now the option on our website to download the mail-in form. On the front page under the online renewal option is the option to download the form. Also, on the join/renew page under the heading membership you can access the online and mail in options.



[CLICK HERE TO RENEW & VOTE](#)

If you have any questions or problems, please notify Pat Richey at webmaster@clayfolk.org

See last page in
hardcopy
newsletters.

2023 CLAYFOLK OFFICERS

President: Bill Thompson
president@clayfolk.org

Vice President: Open
vicepresident@clayfolk.org

Secretary: Natalie Stolzheise
secretary@clayfolk.org

Co-Treasurers:
Debbie Thompson & Ray Foster
treasurer@clayfolk.org

Members at Large
- Summer Brendlinger
- Janice Shenker

COMMITTEE CHAIRS

Archivist: Lynita Zajack
birdsbowlsandthings@gmail.com

Empty Bowls
- Jackson County:
Summer Brendlinger & Cheryl Lashly
- Josephine County:
Roxanne Hunnicutt
- Douglas County:
Peppi Melick
emptybowls@clayfolk.org

Enews: Bob Causey
enews@clayfolk.org

Library: Viviana Padilla
library@clayfolk.org

Membership: Bob Causey
membership@clayfolk.org

Newsletter:
Kathy Forester Helgeson
Kathy@RogueEd.com
or newsletter@clayfolk.org


Points: Carole Hayne, Gwen Childs
points@clayfolk.org

Scholarship: Betsy Moore
scholarship@clayfolk.org

Show Chair: Michael McKinney
showchair@clayfolk.org

Webmaster: Pat Richey
webmaster@clayfolk.org


Workshop Committee:
Rosie Russell & Summer Brendlinger
workshops@clayfolk.org



As the wheel turns... Bill Thompson

I'd like to start this off by congratulating the potters who by all accounts made this year's show a wonderful event. It was a great all-round success; my thanks to everyone. Opening early on Friday seems to have smoothed out to some extent our opening crowd rush, which in previous years resulted in near trappings from the stampeding herd of shoppers. It's always nice when we can post that no people were injured during the making of this event. It was a great show and I was impressed with how well everyone worked together to get that to happen. Remarkable given the independent and eclectic nature of our artists so kudos to you all. I also want to give a shout out to our accounting team that worked late into the night working out the show's receipts, and to the restaurant workers who showed extreme patience at closing time as we stayed stubbornly in place as Nina and Debbie texted back and forth with Ray to get final reconciliation of the accounting numbers.

I was excited to see some really stellar work in the show from our newer potters. You rookies seem to be kicking butt and successfully filling the sales gap left by our retiring long-term members. It was great to have a chance to get to talk to you and put faces to the new names. I did circulate beyond the



As the Wheel Turns, cont. ~

group booth with a separate personal mission. I attempted to corner several of you to find out how you manage to get your mug handles to look so much better than mine. I'm hoping as a result you will notice vast improvement in my mug handles in next year's show. And that for me is really one of the best things about the show, the opportunity to learn and get inspiration from the work of our fellow potters.

One final mention, as I walked around the show, I received an unstinting stream of ...uhmm...feedback regarding the zoom presentation in the last general meeting. Thanks for that extremely generous outpouring of advice. I want to assure you that the message was well-received, and we will try to polish our zoom technique in the upcoming meetings. Even though I whine a lot about zoom, I am glad we can engage our long-distance members in our meetings through zoom. And unless my zoom skills drive you all away, we will continue to offer it in future meetings. So, with that reassurance I look forward to seeing everyone in the New Year. Regards,

~ Bill Thompson, President



~ Thank You ~

A big thank you to Patt Causey for all her work to keep everyone's points sorted! She has vacated the position, and Carole Hayne and Gwen Childs volunteered to take over. Thanks to Carole and Gwen for stepping up.

Don't forget to VOTE!

President

Bill Thompson – I have enjoyed the opportunity of working with the Board and Clayfolk Membership this past year as president and am happy to continue out my term with your support. Although I have the welcome support of Bonnie our past president and very capable Board Members, on-the-job training is still obviously in progress, but I am optimistic about the direction that Clayfolk is going and the capability of our Board to work together to continue to grow Clayfolk and cultivate a shared vision of our future.

Vice-President

Janice Shenker - I would like to be considered for the Vice President position in 2024. I have been a member of Clayfolk since 2017, I have served as a board member a large for the past 3 years, co-chaired the 2023 Spring Show, co-chaired the 2022 Spring Show promotions committee and co-chaired the Josephine County Empty Bowls event for 3 years. Prior to retirement I spent many years as a leader in a large hospital system overseeing a department, working with diverse issues and developing operational processes. I believe our organization offers both new and experienced potters a community for growth, learning and family. I hope to continue to add my perspective and skills to our organization helping to move the organization forward, encouraging new membership, and participating in decisions for the future.

Secretary

Natalie Stolzheise – My name is Natalie Stolzheise currently living in Redding, California. This year was my first year as a Clayfolk member and board member. I have enjoyed getting to know so many talented and inspiring potters. It would be my pleasure to continue as your secretary next year.

Co-Treasurer

Debbie Thompson - I would like to continue as Co-Treasurer of Clayfolk. I think one of my most important qualifications is my desire to see Clayfolk succeed and flourish as an organization. My practical qualifications are:

- I have been working as treasurer for over 6 years.
- I have been a member of Clayfolk since 1995.
- I manage all financial aspects of our rentals which include all bookkeeping, working with financial data in spreadsheets and Quicken, balancing accounts, paying bills, transfers between accounts, tracking expenses, and yearly organization for taxes.
- I have been Show Chair for 4 years, Sales Chair for many years, Transportation Chair, Points Chair, and Show Sales Chair.

I've enjoyed being Treasurer and hope to continue. Thanks for your consideration.

Continued on next page



Don't forget to VOTE!

Co-Treasurer

Ray Foster – I'd like to be on the ballot for Co-treasurer. I've been active with Clayfolk since 1988. Through the decades I've seen us grow, and for years I've been a steward of the group's accounts. I've enjoyed being the Co-treasurer and contributing to our success. It would be my pleasure to continue in this capacity for another year. Thanks for your consideration.

Recently filled positions:


Membership Chair – Sally Pursell

Enews Chair – Dana Godley

Membership - Sally Purcell

Empty Bowls Chair, Josephine County –

Ann O'Neal-Freauf



Members at Large

Summer Brendlinger - I would love to continue to represent your voice as an at large board member. I have worked with clay for over 20 years and I'm excited to bring my love for this medium into Clayfolk on this level. Thank you for considering a vote in my direction. Take care.

Pat Richey - I am currently the Clayfolk webmaster and I love the job, but I think that being one of the members at large I can better serve my duties as webmaster by knowing what is going on with Clayfolk and also better serve the interests of our Clayfolk community. I have served as Clayfolk secretary and also am the current eCard chair for the Clayfolk Fall show and possibly the Clayfolk Spring Show.

Tim Elliott - I am interested in a member at large position for Clayfolk. I have never held such a position and have no idea what it entails but would love to be more involved in Clayfolk as I see myself to be a lifelong member.

Did you know?

Hand-built pottery has been around for 20,000 years!

The potter's wheel was invented in Mesopotamia between 6000 and 4000 BCE -

The wheel brought pottery to the next level as potters could craft their wares more quickly and efficiently, with more symmetrical and even shapes. Evidence of ancient pottery is found on 6 of the 7 continents from virtually every civilization. Pottery has served both practical purposes, like building materials, jugs and plates, and aesthetic purposes like sculpture.

Did you know?

Techniques at the pottery wheel gradually improved as more people began to use it. What we see today as *throwing* wasn't the first technique used on the wheel. The "turntable making process" was described as a type of *fast coiling*.

Clayfolk Show 2023

By Michael McKinney

Booth materials put away: check. Unsold pottery protected from inclement weather (outdoor storage): check. Relax by the fire and enjoy some downtime: not just yet! So much goes into a Clayfolk Show, it's a bit mind boggling. Our participant numbers dropped preceding the Show BUT we can stick with the advertising of 70+ artists. Check out these data. (Yes, it is a singular and plural noun.)

26 show chair positions

45 artists in 40 full booths

12 artists in 12 half booths

12 artists in 12 group booths

2 members without booths filled shifts to support running the Show (thanks Kathy and Jenny!)

Multiple spouses/partners hosted booths, did work shifts, and more (Sunday photocopies by Denise!).

We did have another great Clayfolk Show. How dare I have visions of less? Our earnings were good. The weather supported us. We supported ourselves! Think soups, snacks and sharing the many tasks included in producing this event. This was our second year with a couple handfuls of rookie participants, wow! They are a clear indication that how "we" do

things is evolving quickly. And the quality of work was mentioned often over the three-day event.

As for how we do business - I've got one word for new and veteran Clayfolk members: Enews. A variety of information related to Clayfolk activities is found on our website, where it should be found. That said, much of it appears in one form or another on Enews first. For sale- Enews. Looking for- Enews. The Show Move In Packet- Enews. Open and read before deleting.

Looking toward 2024. There will be a trainee for the Show Chair position, official announcement at the January general meeting. Changes coming to the 2024 Show will be disseminated early next year as we want plenty of time to thoroughly onboard new procedures and educate ourselves. I'm not too old to learn but at times it's challenging. Let's continue to help each other and produce another great Show...again.



All About Points ~ Why You Need Them and How to Get Them

Clayfolk depends upon its members volunteering to manage the organization and the annual show. It also needs its members to participate in the activities related to this management. So, in 2001, Clayfolk implemented a points system to acknowledge and reward members who volunteer to put in time and effort to make Clayfolk a successful organization. Since our venue space is limited, points are important in determining who is accepted into Clayfolk's Annual Show and Sale. They also determine one's priority in choosing a booth space at the show. Points are cumulative from year to year. They are tallied at the end of May and added to the member's total. A point total list for all members is published in the July/August newsletter.

Need to know – click here to find out more about the Clayfolk point system:

[Clayfolk Point System](#)

The 2022 and 2023 Clayfolk Shows have welcomed many first-time participants. Though demand for booth space goes up and down your points count regardless. We earn them for our contributions to the Clayfolk mission. See your local president for opportunities.

Check it out – “New Member Packet”

Though somewhat lengthy by modern expectation for a 10-second “tell me now” culture, this document has been carefully revised to reflect Clayfolk as we are now. Yes, you might need to get comfy and meander your way through this like a refreshing stroll through an art museum. Even though I am a long-time member, I just reread the document and, indeed, came away better informed.

[New Member Packet](#)

Please take a moment to download your New Member packet with all of the information needed to help you begin your participation in Clayfolk.

Your new member packet has descriptions of the Clayfolk Board, Committee Chairs, and Clayfolk Show positions – and the points earned for each position.

Find this informative document recently revised in 2022:

<https://www.clayfolk.org/membership/new-member-packet/>

Did you know?

Egyptian hieroglyphics reveal potters shaping clay with the aid of an assistant. Hieroglyphics also depict Egyptians lighting a kiln and unloading pottery.

Clayfolk Pottery Show and Sale attracts local artisans, regional makers — and shoppers

Annual event continues Saturday night, Sunday at the Medford Armory

By JAMES SLOAN Rogue Valley Times Nov 4, 2023 Updated Nov 4, 2023 0

ROGUE VALLEY
TIMES
Wednesday, November 29, 2023

[Click to
Read
Article](#)



Clay artist Allan Kluber talks with a customer at the 48th annual Clayfolk Pottery Show and Sale Saturday at the Medford Armory. Photo by Denise Baratta



Peter Meyer



Peter
Alsen



Nancy Adams



Michelle
LaFave



Nina Fernstom



Bernie DeLallo



Allen Kluber



Allissa
Clark



Tea
Duong

Pics from the Sale



All smiles with the
little ones...
and some older
ones too!



Children's Area



....and some of the oldest ones too!



Newbies....

What's Tea
doing in this
picture???



Did you know?

As an invention, the pottery wheel has significant. It allowed for mass production of vessels to be used as storage containers. Large quantities of agricultural products like barley, beer, and dates could be stored and traded. Because of wheel-thrown pottery, trade exploded across the region which led to modern civilization's development.

Happenings ~

2024 Clayfolk Meetings Calendar: *changes are possible!*

Month 2024	Meeting type	Meeting location	Host	Activity	Time
January 18 (Thursday)	Board	Ray Foster / Zoom	Bill Thompson	NA	6:00-7:30
January 20-21 (Sat/Sun)	Workdhop	Talent Maker City	Summer Brendlinger	Sunshine Cobb	9:00 – 4:00
January 28 (Sunday)	General	Ashland Middle School / Zoom	Rosie Russell	Unwanted Tool Adoption	2:30-4:00
March 14 (Thursday)	Board	Ray Foster / Zoom	Bill Thompson	NA	6:00-7:30
March 24 (Sunday)	General	TBA	TBA	TBA	2:30-4:00
June 13 (Thursday)	Board	Ray Foster / Zoom	Bill Thompson	NA	6:00-7:30

This and That ~

What's the deal with these two?



Are they twins? Clones?
(Clowns?)

Sisters-from-different-misters?


Left-handed Potters?

This year at Clayfolk I learned a lot about the different potters and loved getting to know them better.

I found out that a few of them were left-handed; I'm left-handed so I always notice! I learned that Laura Wikane and Linda Williams are lefties, and I just saw a video that Carmen Profitt posted on Instagram of Frank Gosar drawing, and he is a lefty too! I wonder if they all throw with their wheel turning counter-clockwise or if anyone throws clockwise?

~ Kendra Ortner

[Click Here](#)
to Comment

 [Click Here](#) to Comment

New Members 2023 ~

Lots of new members this year – 23 on this list, but Bob says 30!
With another 20 joining last year, that totals 50 new members
since January 2022!

Open invitation to new members:

Please send some
information about
yourself and some
pictures of your
work to the email
below. This group
prides itself on a
very special "family
feeling" – so don't
be distant cousins!
We want to get to
know you!

Send your intro and
pictures to
Kathy@RogueEd.com or
newsletter@Clayfolk.org
or text to 541-601-2453


Did you know?

While the pottery
wheel showed up
in Africa, Asia,
and Europe, it
remained unheard
of in the
Americas until
the arrival of the
Spaniards in
1492..

2023 Members	First	Last	Phone #	Phone	City
1/8	Diane	Fisher	dianeelfisher@gmail.com	541-621-3625	Ashland
1/10	Sarah	Harmon	sarahnharmon@gmail.com	541-531-9476	Coos Bay
1/17	Amy	Hess	claymasonstudio@gmail.com	540-333-4289	Springfield
1/31	Judith	Pavlik	judy@judithpavlik.com	541-292-9117	Ashland
2/1	Jacob	Accurso	jaybob44@yahoo.com	541-921-1618	Siletz
2/2	Teri	Fahrendorg	potter@raindragonstudio.com	503-496-9745	Portland
2/17	Gracie	Mills	mysunshinemills@gmail.com	209-818-9392	Medford
2/22	Nicole	Brown	brownpotsbynicole@gmail.com	541-660-4067	Grants Pass
3/21	Banks	Wilson	banksw541@gmail.com	541-450-5680	Phoenix
3/23	Christina	Ralston	riverclayart@gmail.com	530-598-8831	Yreka
4/4	Barb	Campbell	redstarseeker@yahoo.com	458-272-7783	Corvallis
4/8	Suzanne	Call	callsuzanne6@gmail.com	520-253-0684	Medford
4/10	Rain and Maya	Youngstrom	familytree611@gmail.com	541-846-1945	Williams
4/30	Cheryl	Lashley	nwhchinc@msn.com	541-326-8494	Talent
5/23	Jacquelin	Reeves	reevesjacque@gmail.com	541-787-5499	Grants Pass
5/29	Hamish	Jackson	hamish.jx@gmail.com	818-384-5437	Logan, UT
6/28	Sarah	MacArthur	sarah@macarthur.com	774-571-0049	Eugene
7/18	Rica	Ronas	hillstudioceramics@gmail.com	415-269-1024	Ashland
9/23	Kelly	Bowen	kellybowen1@gmail.com	619-379-4834	Talent
10/15	Laurie	Morris	laurieruthmorris@gmail.com	541-246-8281	Eugene
10/16	Maria	Counts	thewhisperinghouse@gmail.com	760-421-8881	Eugene
10/16	Claire	Griffin	griffin.claireg@gmail.com	512-423-0117	Talent
10/31	Emily	Bellehumeur	4gardengirls@gmail.com	414-526-3259	Eugene

Potter Humor ~ From the Archives

~ Why Potter Love Fairs.... Or.... Potters in Hell ~



"I can get a mug at K-Mart for \$2."

"I don't really want to be here. She forced me to come."

"Can you make a living doing this?"

"Can you please take out every pot in your backstock boxes so I can compare them, and then decide on the one from the other booth anyway?"

"You don't mind if I take a picture, do you? I want a pot just like this one, and my son is taking a pottery class in high school - so he can make it for me."

Found in the Clayfolk archives...


Who is this mystery artist???



[Click here](#) if you think you know...

Did you know?

Before the invention of the wheel, women had responsibility for making pottery through the coiling technique. At the emergence of the pottery wheel, men stepped into the dominating role as pottery makers... (of course!!!)



"I'm sorry Bill. I'm leaving you, the health care problem, and my law degree, I've decided to bring meaning to my life by becoming a potter".

October 22nd Meeting and Booth Pick, Grants Pass ~

What? What?

No, you can NOT have that booth again, no matter how many points you have!

I've got a strategy...

hmmmm...

When do we get the snacks?

Beer anyone?

Train Kiln Update ~

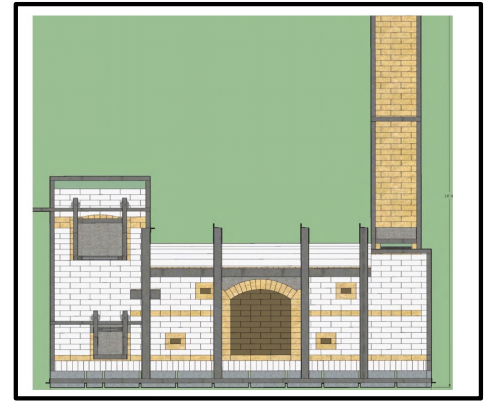
contact: Jane Anderson Jane@Washdish.com

It's been over a year now! Dozens of volunteers have donated 600+ hours of labor, 3000+ bricks, shelves, kiln furniture, tools, cones and metal. We have over 85% of all the bricks we need for the project! Monty built a 3D model which has been reviewed by other kiln builders, including John Neely, who popularized the train kiln. We just held our third work party to raise the kiln shed.

Drizzle was forecast for the work party, and it was indeed drizzly on and off until it started raining in earnest at 3.

Folks erecting the kiln shed included Bill Marn, John Spillman, Steve Wise, and Monty. Along with erecting the kiln shed, gravel was spread for a parking area by Jennifer Hill, Susan Hansen, Julie Furrer, Mari, Charles, and Jane. We got the frame all up and hope to get the roof finished soon so we can start building the kiln. We still need concrete blocks, bricks, 14'3"x4' expanded metal sheet, angle iron, kiln shelves and furniture.

Monty is now putting a schedule together for laying the bricks and processing wood. The next work party date will probably be in January. If you're interested in participating in this project contact Jane and Monty at kiln@woodlandsun.com.




~ WANTED ~

The Rogue Train Kiln project needs 90 concrete or cinder blocks (standard size 8x8x16) and a 14'x4' piece of expanded metal. If anyone any of these materials (used okay) to donate or sell,

Contact

kiln@woodlandsun.com





John Dodero

Dec. 9, 1946 – Sept. 30, 2023

"On September 30, Jacksonville lost a passionate man and a beautiful soul. John Dodero, long-time Jacksonville resident and studio potter passed away after a battle with lung cancer. John was 77."

A memorial to celebrate John and his accomplishments will be held in the spring of 2024.



From the Jacksonville Review:

Remembering John Dodero—On Tuesday, there was a moment of silence at the start of the City Council meeting to pay tribute to former City Councilor John Dodero who passed away over the weekend. John was remembered as a friend to all and as an active volunteer who served on city committees and commissions for 20+ years. Many will also remember John as a professional potter, who practiced a unique form of the art at his home studio on South Oregon Street. A spring service is planned...please look for a formal announcement and obituary later.

In John's own words:

"When starting pottery in 1970 most potters were following the Asian or European tradition of design. My inspiration came from the many fine examples of Native American ceramic design. Mimbres, Sikyatki and Pre Columbian were my primary departure points. The focus has been to combine, distill and contemporize these styles and also to define the archetypes from which they evolved...The hope is to produce works that will not be clichés and will withstand the test of time. The Archetypes and designs in the works are meaningful to me but the viewer should derive there own meaning. I feel each piece is made for someone, I just have to wait for him or her to claim it. "I feel my work is a study and distillation of design."

Tips and Tricks ~

Close-up of grains of Epsom salts



Share your ideas in
the newsletter!

Send to:

Kathy@RogueEd.com or

text to

541-601-2453

From Sue McLeod:

Flocculate... what does that even mean? It took me a long time to understand what flocculation meant. No matter how it was explained, it never made sense in my mind. I think I was getting conflicting information from different sources so that was confusing. I finally stuck my nose in some books and dug through the internet ... until I got a really good grasp of what on earth flocculation means. I did lots of tests to verify my understanding and it works exactly as I expect it to now. Success! In a nut-shell, when you flocculate your glaze, you are increasing the viscosity (thickening) of a glaze, without removing any water. Ok... maybe you're one of those smart cookies who understood flocculation the first time you learned about it. If so, you should feel proud because I definitely struggled ;) Knowing how and when to flocculate glazes has greatly improved my glaze results and

the studio glazes where I used to work as a technician. And while there are different "flocculants" to choose from, my flocculant of choice is a saturated Epsom salt solution.

And that's why I wrote this article:

[How to Make a Saturated Epsom Salts Solution to Flocculate your Glazes](#)

In it, I explain what flocculation means, why you might want to flocculate your glaze, and how to make a saturated Epsom salt solution to flocculate your glazes. So if you still don't get it like I didn't get it, then I hope [my article](#) will shed a little light on the subject for you. I hope you find it helpful!

And if you're dying to tell me that after 3 decades of glazing, you've never flocculated your glazes and they've been fine... don't worry. Not every glaze needs to be flocculated, but some will perform better by adjusting their viscosity. Something to consider...

~ Sue McLeod

Check out the Tips and Tricks Department of the Clayfolk website. There are LOTS of great ideas – new to some and great reminders for others. It is a treasure trove of great ideas!

Click on the link or use your phone camera to scan the QR code..

<https://bit.ly/clayfolktips>



The 2024 Clayfolk
Spring Show and Sale will be
a one day event.

Saturday, May 18, 2024.

10:00 AM-5:00.

~Save the Date~



Set up Friday, May 17 from 5:00 PM-7:00 PM.

Tear down Saturday evening from 5:00 PM-7:00 PM.

Booth size is 10'X10' and the booth fee is \$35.00, 5% commission.

Registration applications and event details will be available early January 2024.

Registration applications and event details will be available early January 2024

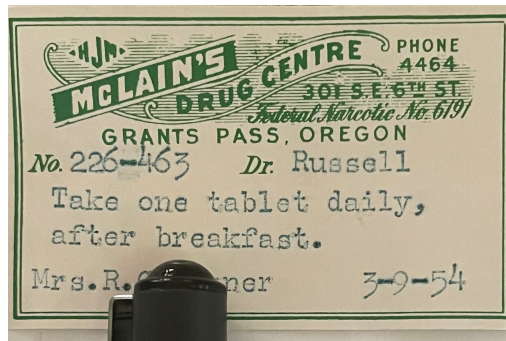
Feel free to contact us with any questions or concerns.

Bernie Berlel@hotmail.com

Janice Tymtrvl@yahoo.com

Enquiring minds want to know...

I have some things a family gave me from their mother's ceramics. It's a mixed bag of older china paints and colorants. Anybody who would know how to use this? A bottle or two of metallic over glaze might be worth hundreds. I am not sure! Anyone have ideas - let Roxanne know., or [Click Here](#) to Make a comment



*Turpentine - Used with china paints
Painting medium - used for mixing china paint.
French fat oil - used in mixing red china paints*

"Turpentine - used with China paints
Painting Medium - used for mixing china paint
French fat oil - used in mixing red china paint."

Roxanne Hunnicutt

roxhuna@gmail.com

Workshop Opportunity ~



Clayfolk
presents:

Sunshine Cobb

Sunshine Cobb (she/they) is a full-time studio artist living in Helena, MT specializing in handmade functional pottery. Traveling the country as an invited lecturing and demonstrating artist, they are hailed in both academic and commercial circles as an important contemporary functional potter, and consistently featured in art exhibitions throughout the country.

Sunshine has also authored two books *Mastering Hand Building* and *A Beginners Guide to Hand Building* by Voyager Press.

Saturday-Sunday, January 20-21, 2024

9 am-noon & 1-4 pm

Talent Maker City

304 E Main Street, Talent, Oregon

Clayfolk members \$160

Non-Clayfolk members \$180

Register on-line at [Clayfolk.org](https://clayfolk.org)

For more information, contact Rosie Russell, rarussell84@gmail.com
or Summer Brendlinger, summermarinelink@gmail.com



[Click Here to Check Availability](#)



Southern Oregon Clay Distributors

Reach them at 541-535-1311 or order online at orders@socd.biz

Dust off that Clayfolk memorabilia and bring it to the next meeting.



This year is our 48th Clayfolk show. That means, in 2025 we will have our Golden 50th.



As the archivist, I am searching for postcards and/or posters advertising our past shows to put on our website. If you have any past postcards/posters please send them to me at 202 Kings Way, Central Point, OR 97502; or bring them to the next meeting. Any Clayfolk related memorabilia would also be welcome. If sending or sharing pictures, please put the names of the people in the picture on the back of the photo and, if possible, add the date and any other pertinent information. I am looking forward to putting Clayfolk history and pictures on the website; as well as, providing information regarding our book donations to the libraries and some of our scholarship winners to give the general public and our wonderful customers a fuller understanding of our group and our mission. Contact Lynita: birdsbowlsandthings@gmail.com

Caption This

Ancient potters – how did they do it? This guy looks like he has had it for the day! Maybe the cat just knocked over a ware board? Click to add your own caption – to be shared in the next newsletter...



[Click Here](#)



The Clayfolk
Newsroom loves
your feedback!

Feedback and ideas for the
next edition?



[Click Here](#)

