



August - September
2023 Issue 2023.4

Clayfolk News




In this issue -

- [As the Wheel Turns](#)
- [Cherished Bowls](#)
- [Show Update](#)
- [Spring Show](#)
- [New Members](#)
- [Happenings](#)
- [Meeting Pics](#)
- [Workshop Opportunity](#)
- [Jackson Co. Empty Bowls](#)
- [Jo. County Empty Bowls](#)
- [Sitka Art Invitational](#)
- [History Anyone?](#)
- [Tips and Tricks](#)



As the wheel turns... Bill Thompson

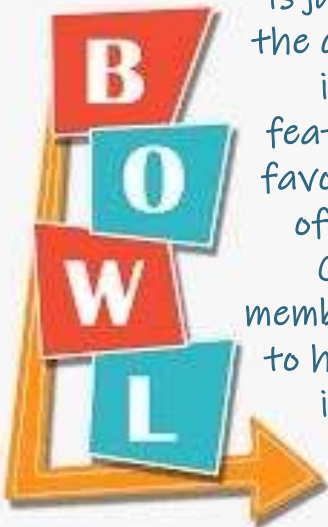
This newsletter invites us to reflect on and share something special regarding a thrown bowl. So, brace yourselves as I share yet another personal anecdote from my past where I really learned the importance of a well thrown bowl. I was in high school at the time, had taken a couple of ceramics courses and believed my acquired pottery skills were impressive, but in fact my actual skill set was still firmly lodged in the novice category. One day I was in the process of throwing a bowl (the subject of this overly long missive) when a cute redhead wandered over to watch. She was clearly new to ceramics and asked me how long I had been throwing. My friend, falsely volunteered that I was actually a fine arts major and an accomplished potter. However, I was quite willing to adopt that persona and proceeded to explain to her the art of throwing a proper bowl. She was enthralled with what I was doing so I attempted to draw it out as long as possible, tweaking the form to get the perfect shape, touching it up with a rib and carving away at the base. You can probably see this coming...



~ "Bowl-ing" ~

Since bowls are a staple of many potters, and Empty Bowls

is just around the corner, this issue is featuring the favorite bowls of our own Clayfolk members. Here's to hoping this issue is right up your alley!



THANK YOU to everyone who for contributing inspirations, updates, tips & tricks, and news. It is greatly appreciated and makes the newsletter much more interesting to read!

President's Message, continued ~

2023 CLAYFOLK OFFICERS

President: Bill Thompson
president@clayfolk.org

Vice President: Open
vicepresident@clayfolk.org

Secretary: Natalie Stolzheise
secretary@clayfolk.org

Co-Treasurers:
Debbie Thompson * Ray Foster
treasurer@clayfolk.org

Members at Large
- Summer Brendlinger
- Janice Shenker

COMMITTEE CHAIRS

Archivist: Lynita Zajack
birdsbowlsandthings@gmail.com

Empty Bowls
- Jackson County:
Summer Brendlinger & Cheryl Lashly
- Josephine County:
Roxanne Hunnicutt
- Douglas County:
Peppi Melick
emptybowls@clayfolk.org

Enews: Bob Causey
enews@clayfolk.org

Library: Viviana Padilla
library@clayfolk.org

Membership: Bob Causey
membership@clayfolk.org

Newsletter:
Kathy Forester Helgeson
Kathy@RogueEd.com
or newsletter@clayfolk.org

Points: Patt Causey
points@clayfolk.org

Scholarship: Betsy Moore
scholarship@clayfolk.org

Show Chair: Michael McKinney
showchair@clayfolk.org

Webmaster: Pat Richey
webmaster@clayfolk.org

Workshop Committee:
Rosie Russell & Summer Brendlinger
workshops@clayfolk.org

Bowls, of course, have a limited tolerance for fiddling around and as my bowl started wobbling like a drunken sailor, I realized I was now well passed that limit. I stopped the wheel and quickly explained that the wobble was intended to give the bowl a more sculptural quality. It actually kind of did, but unfortunately only for a few seconds at which point the bowl collapsed into a shape more reminiscent of a deflated ashtray. She was laughing at me as she wandered off, as was my friend. I was more than a bit disappointed, but things have a way of working out in the long run. I now am married to my own cute potter and have a deeper appreciation for a well thrown bowl. Hope you enjoy this month's newsletter.

FYI - If the submittals to this month's newsletter foster your desire to throw more bowls to donate to Empty Bowls, there are still six bags of donated G-mix clay available. Let me know if you're interested.




Regards,

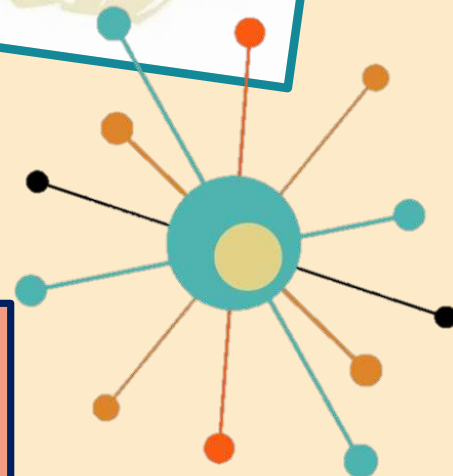
Bill Thompson
Clayfolk President



Cherished Bowls ~



One of my favorites - it's by Pat Horsley, Portland, OR, with a beautiful dry, sculptural glaze! ~ Phil Fishwick



This is "one" of my favorite pieces. It was my first serious pottery purchase from the early 90's. I was living in Minnesota and starting to sell pottery. Larry Ostrom lived in the area, and I would occasionally run into him at his family's plant nursery. He always encouraged me to carry on with my clay journey and I cherish this bowl. His wisdom and kindness are not forgotten. ~Bernie

Cherished Bowls ~



Shallow bowl/plate, wood fired

John gifted me this piece while visiting in 2001. It's used daily for my evening meal. Though he died unexpectedly last year, I continue to embrace the memory of our friendship via his ceramic art.

~Ray Foster



John Leach, eldest grandson of renowned potter Bernard Leach and son of David Leach, continues the family tradition at Muchelney Pottery on the edge of the ancient village of Muchelney in the heart of the Somerset Levels.

Muchelney kitchen pots are used daily in kitchens all over the world, but the pottery is still very much a small family business. The pots are all lovingly hand-thrown, using local clays, and wood-fired in the three-chambered kiln to the high stoneware temperature of 1320°C, which creates their distinctive 'toasted' finish.

<https://www.johnleachpottery.co.uk/>



Cherished Bowls ~



Made this pot 9 years ago, it is 12" across, thrown and burnished cone 6 B mix. The ginkgo leaves are carved and enhanced with red iron oxide. A clear glaze, fired to cone 6 with a slight reduction gave this unique effect.

~ Suzanne Call

And in other news...

This kiln was salvaged from Talent after the Almeda fire. Rob Call has moved it to our home and hopes to have it reconditioned and ready to fire this winter.

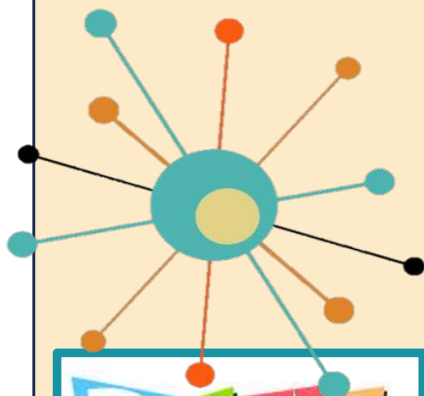


This is one of my favorite bowls. It's a raku bowl I made. It hangs on the wall, and I think it turned out pretty cool. I call it Raku Rooster Bowl.

~ Teri Fahrendorf
Rain Dragon Studio



Cherished Bowls ~



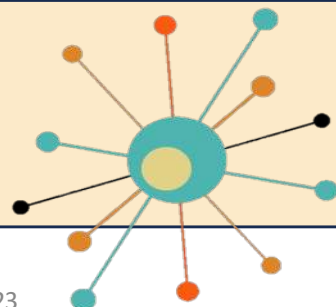

Two of my favorites.
Glen Burris and Nicole
Hummel.

~ Faith Rahill



Two pics of my special bowl ...
why is it special ? Because the
glaze was made with an
incorrect component and was
not supposed to look like this ...
but is just so retro looking I
fell in love with it.

~ Don Clark

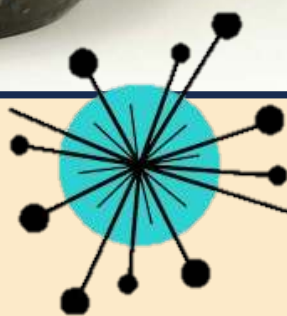


Cherished Bowls ~




This is one of my favorite bowls. I have trouble throwing bowls, but this bowl came out so well with a great shape. This bowl was pit fired and I like the different colors and the marks that the copper scrubbie left on the bowl. This is also one of my bowls that my husband likes and will not let me sell it.

~ Pat Richey



~ Nicole Brown





Tick, tick, tick. The countdown is relentless as our fall Show approaches. To all the members participating this year I wish you abundant opportunities to continue making wonderful pieces for our customers! And, if anyone is willing to share how to get more studio time, I'm ready to listen.

We have a mostly full list of applicants and the waitlists have become shorter. As of this writing we have 2 on the full booth waitlist and 1 on the group booth waitlist. The next big thing coming your way will be the move-in packet. If you're a veteran of the Clayfolk Show, expect the same as last year...unless we get an update from the fire marshal. That document will be posted through enews and available on our website. Questions, concerns or comments should be directed to the Show Chair, Michael McKinney at gratefuldadpottery@gmail.com or 503.863.7197 (text/call).



The Clayfolk Show is looking for photos of your original clay art! Send large size, high-resolutions images, shot against a **neutral background**, to Frank Gosar at fgosar@a.com. It is super important that your photos are composed with a neutral background to facilitate editing for our advertising purposes. Thank you so much for doing this in the next few days!

Voice/text. Questions? Contact Show Chair Michael at gratefuldadpottery@gmail.com or 503.863.7197

Our current state of preparation is remarkably smooth. Well, compared to last year, my anxiety level is super low. The promotions team is chugging along. Advertisements for radio, TV, and billboards are getting scheduled (yay team!). Our Social Media team is planning to celebrate/feature every participating member...this means send them something worthy of sharing sooner than later. The Show is the first weekend in November, and we are now midway through September. Time to wait is not abundant. Our Children's Area will be available part of each day the Show is open, and Demos will again be up front near the entrance both Saturday and Sunday.

Remember the October general meeting, which includes booth selections, is the 22nd from 2:30-4:00. IF you're a committee chair, we will meet prior to the general meeting 12:30-2:00. With under two weeks to Show time, we should be finalizing our preparations.

For southern Oregon members:



If you are willing to host a traveling member, please contact the Show Chair with specifics; a room, parking, RV accommodation, etc. IF you are a traveling member and are interested in such availability, please contact the Show Chair. One person shared interest in a local stay and that's enough for me to search for more. Together, we make this happen!

Edenvale Spring Sale Planning

It's time to plan our 2024 Spring Show and Sale at the Edenvale Winery in Medford.

We are asking ALL Clayfolk members to participate in this brief survey so we can determine interest. (There is a box to check if you do not want to participate.)

We are anxious to hear your opinion! If you have not responded to the 2024 Spring Show survey, please take a few minutes to submit your preferences. We value your opinions and comments. Please check one box only. If you would do either a one or two day

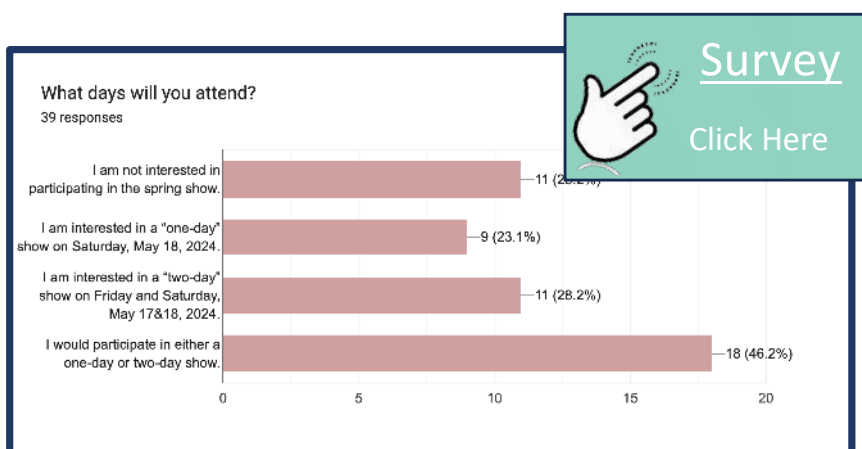
you can write in your preference in the comments.

Janice

Tymtrvl@yahoo.com

Bernie

berlel@hotmail.com



New Member ~

Date	Name	Email	Phone	City
7/18/23	Rica Ronas	hillstudioceramics@gmail.com	415-269-1024	Ashland

Invitation to new members:

Please send some information about yourself and some pictures of your work to the email below. This group prides itself on a very special "family feeling" – so don't be distant cousins! We want to get to know you!

Send your intro and pictures to Kathya@RogueEd.com or newsletter@Clayfolk.org

My name is Dana Bilello-Barrow. I have been working in clay since my first college ceramic class 18 years ago. Afterwards, and on a whim, I bought a wheel and kiln and began my clay journey.

Everyday I made vessels, glazed vessels, fired vessels and threw those vessels in the trash. After two years of this routine with these same results, and ending with a trashcan full of broken and ugly pots, I realized that once I applied glaze to one of my vessels, they no longer looked like the pieces I had painstakingly taken the time to form. And the glass surfaced piece was now unrecognizable to me. After taking a class with potter and alternative firing teacher Eduardo Lazo, I began a decades-long journey of experimenting, failing and stumbling into unexpected successes of alternative surface finishes.



Having recently moved to the Pacific Northwest from Northern California, I am inspired by the fluid movement of the ocean and rivers that surround us and resulting in work that is more sculptural in nature. My most recent series is an example of fluidity and movement and came about during covid isolation. And when everyone was asking each other, "How are you doing?" my only response, also became the title for this series, "Everything's Fluid"

I am looking forward to being a part of Clayfolk and getting to know this talented community of potters.



<http://www.danabilellobarrow.com>


My name is Hamish Jackson, and I am a new member to Clay Folk! I just moved to Oregon this summer!

I'm from England and started working with clay at Winchcombe Pottery in the rolling hills of the Cotswolds. I followed the pottery dream to North Carolina, where I completed a four-year apprenticeship for Mark Hewitt, a renowned potter.

In May, I finished up a masters of ceramics at Utah State University. My thesis focused on making glazes from local rocks and minerals. I recently moved to Eugene with my wife and two young daughters to work as the artist in residence at Pleasant Hill Pottery. I make functional pots designed for everyday use. To me, the most satisfying thing is knowing that people love and use my pots each day.

I'm very happy to have landed in Oregon at Pleasant Hill Pottery. This summer I have been hunting for local Oregon clays and making lots of pots. I wood fire most of my pots, often with soda or salt.

Here's my Instagram profile if you are interested: @hamish.jackson.pottery
And my website: www.hamishjacksonpottery.com



A Most Importantly Topic – Food for the Show!

Clayfolk is the only guild show which encourages community and good food during a show. We do it through the generous gifts of soups, chili and stews from you, the participants. The guild, itself, gives a wonderful budget for breakfast and lunch foods for you to have with hot soups. I am looking for 12 to 14 soups, stews and chilis to be donated by you. We usually have at least one or two vegetarian options per day. Your donations are greatly appreciated by everyone. If you can donate, the guild gives you one point to use for the next years' show. Contact Linda Heisserman at linheiss@msn.com or call at 541-419-1500. Indicate whether you can bring it in a crockpot or not.



Train Kiln Update

September 2023

The train foundation is ready for the concrete pour. We are waiting for the weather to cool down before we do the pour. At this point it seems the pour will occur in October.



A grant application has been submitted to the Haines and Friends Grant Program. We are requesting funds to cover the concrete pour and brick saw blades.



For more information contact Jane Anderson
at Jane@washdish.com

Happenings ~

2023 Clayfolk Meetings Calendar: changes are possible!

Month	Meeting type	Meeting location	Host	Agenda	Time
Jan. 19 (Thurs.)	Board	Zoom	Bonnie	NA	6:00-7:30 PM
Jan. 28 (Sat.)	General	Zoom	Bonnie	Show & Tell	2:30-4:00 PM
Mar. 16 (Thurs.)	Board	Zoom	TBA	NA	6:00-7:30 PM
Mar. 26 (Sun.)	General	In Person (with a Zoom option)	TBA	TBA	2:30-4:00 PM
June 15 (Thurs.)	Board	Zoom	TBA	NA	NA
July 8 (Sat.)	General	Michael McKinney's House, 427 SW H Street, Grants Pass	TBA	Swap Meet, Potluck	2:30-4:00 PM
August 10 (Thurs.)	Board	TBA	TBA	TBA	6:00-7:30 PM
August 20 (Sun.)	General	TBA	TBA	TBA	2:30-4:00 PM
October 12 (Thurs.)	Board	TBA	TBA	NA	6:00-7:30 PM
October 15 (Sun.)	Show Chairs	GP Museum of Arts	Michael McKinney	Chair Reports	12:30-2:00 PM
October 15 (Sun.)	General	GP Museum of Arts		Booth Pick	2:30-4:00 PM
November 2 (Thurs.)	Show Move In	Medford Armory	Show Chair	Show and Sale	TBA
November 3-5 (Fri-Sun)	Show and Sale	Medford Armory	Show Chair	Show and Sale	Fri, Sat, Sun TBA

Important: October Meeting Date Changed Back!

The October meeting is officially changed back to the original date. We are just going to need to hustle even more than usual to get the notices out for the fall show and finalize planning.

The October General Meeting is now officially on October 22nd from 2:30-4:00 at the Grants Pass Museum of Art.

July 8 Meeting Photos ~



Thanks for hosting,
Michael!

CLAYFOLK PRESENTS

SUNSHINE COBB WORKSHOP

Sunshine's work is a mix of historical techniques with contemporary themes. Geared toward creative expansion, her workshop encourages students to try hand-building techniques, which focus on a process over product mentality. Sunshine challenges boundaries and encourages students to push their own boundaries in order to illuminate endless possibilities. The workshop includes coil, pinch, hard slab, and wheel-thrown construction techniques.

• • •

JANUARY 20 & 21

9:00-4:00 both days

Talent Maker City

304 East Main Street, Talent

For more information, contact Rosie Russell or Summer Brendlinger
or visit Sunshine's website at: sunshinecobb.com



REGISTRATION
IS NOT
OPEN YET.



The Rogue Valley Empty Bowls
deadline is rapidly approaching,
October 1st

The Ashland Dinner is
October 13th

Phoenix/Talent dinner will be
held mid November

(which means you can donate bowls at
the Clayfolk Show! Yay!).

The Bowls that were thrown at the
Talent Maker City throw down have
all been glazed! YAY! Our interns at
TMC were successful in glazing nearly
all 80 of the bowls made
at that event.

Thank you all for supporting your
community!



Trimming party in Talent

If you have any bowls you can
donate, please drop them off
at one of the addresses below.

Talent: Talent Maker City

Leave by the door if closed or
drop off inside

304 E. Main Street

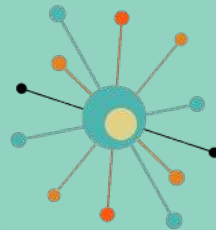
Medford: Nancy Leever, Leave in
the carport

2470 E. McAndrews Rd.

Cindy Bottasso

4109 Southview Terrace
Medford

If you are unable to drop off
the, please send me a message:
summer@kilnedwithkindness.com
to arrange a time to pick up your
donation.



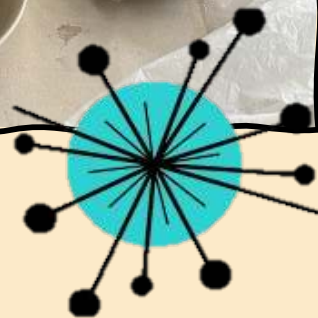
"Bowling" Throwdown ~ Talent Maker City

Thank you to everyone who came out in support of our first annual Empty Bowls Throw Down! It was a wonderful success, and we were able to make 80 bowls! Thank you also to Bonnie, Ray and Rosie for coming through in a pinch to help trim ALL THE BOWLS early on Saturday morning!



Don't Forget:

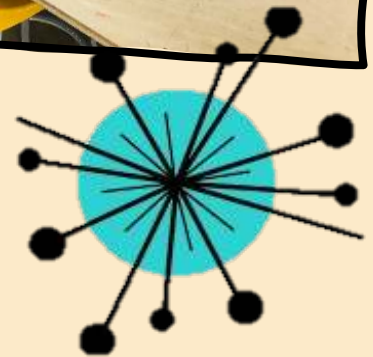

The Talent Phoenix dinner won't be happening until mid November, so I'll be able to collect bowls at Clayfolk this year!



"Bowling" Throwdown ~ Talent Maker City



Big
Thanks
to
Summer
for
making
this
happen!



Contact:

Roxanne Hunnicutt
1469 NE View
Drive
Grants Pass,
Oregon
541-944-1363

roxhuna@gmail.com

Thanks to everyone who donated bowls at our spring sale. I want to encourage more making, giving and help to the hungry here in our area!

Bring donations or call me for pick ups!

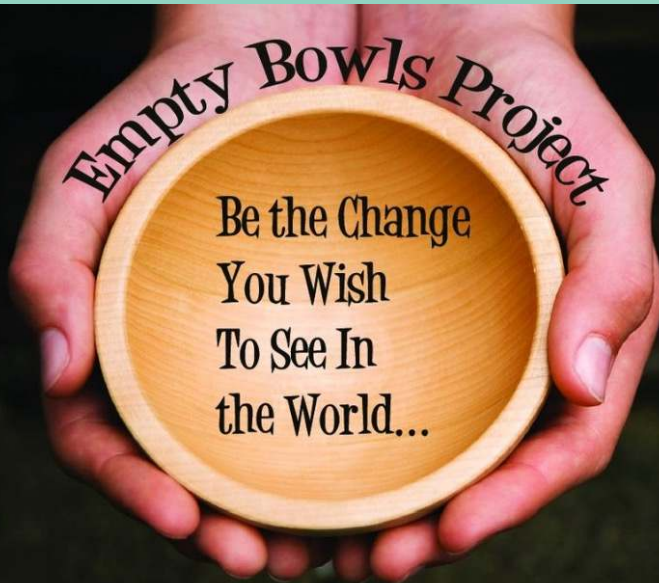
Let's all do what we can to help! Josephine County's dinner is in October. Plan to attend. It's heartwarming and quite an enlightening experience!

YOU ALL ROCK!

We've got this! Thanks for all you do!


Interested in becoming an Event Sponsor?

Contact Sarah Small at
ssmall@optionsonline.org

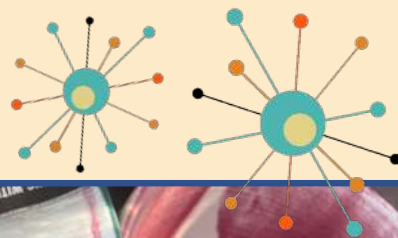


October 9th, 2023
6 pm

Event Location:
Parkway Christian Center
229 NE Beacon Drive | Grants Pass, Oregon



Empty Bowls is a grassroots effort led by Options in partnership with the Josephine County Food Bank that includes artists and restaurants in our community. This event raises funds to feed the hungry and people experiencing food insecurity in our community.



This is pictures of our two-person glaze-a-thon with Viviana Padilla. She came up with a glazing process whose middle step each time is to set pot in the blasting Autumn sun! Dry is good in glazing.



A mug....and an Art Show ~



This little gem slipped through the cracks of the Mug Shot Issue, and somehow got left out. Luckily, it was located through the dedicated work of Clayfolk News Reporters! Thanks Summer Bendlinger, for submitting this photo. Great mug!

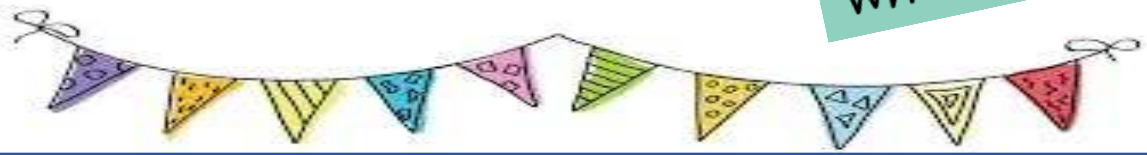
Sitka ART
CENTER FOR ART AND ECOLOGY
INVITATIONAL
October 13-15, 2023
Friday, Saturday and Sunday 11am to 5pm
Sitkacenter.org
VENUE: Oregon Contemporary 8371 N. Interstate Ave. Portland, OR



Jennifer Hill's art will be featured in the Sitka Art Invitational. Her work is pictured here, the orange vessel on left.

Dust off that Clayfolk memorabilia and bring it to the next meeting.

Whoo Hoo!!!



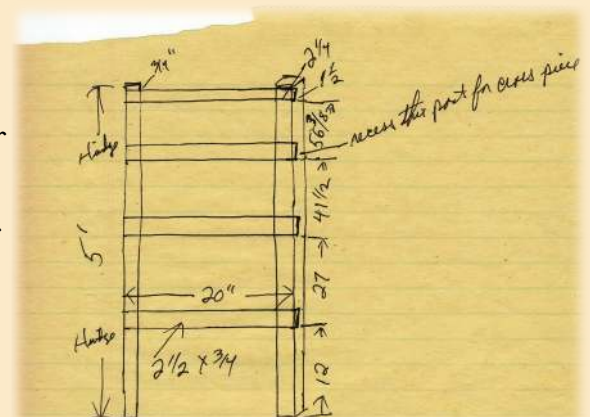
This year is our 48th Clayfolk show. That means, in 2025 we will have our Golden 50th.



As the archivist, I am searching for postcards and/or posters advertising our past shows to put on our website. If you have any past postcards/posters please send them to me at 202 Kings Way, Central Point, OR 97502; or bring them to the next meeting. Any Clayfolk related memorabilia would also be welcome. If sending or sharing pictures, please put the names of the people in the picture on the back of the photo and, if possible, add the date and any other pertinent information. I am looking forward to putting Clayfolk history and pictures on the website; as well as, providing information regarding our book donations to the libraries and some of our scholarship winners to give the general public and our wonderful customers a fuller understanding of our group and our mission. Contact Lynita: birdsbowlsandthings@gmail.com

Clayfolk is a Community!

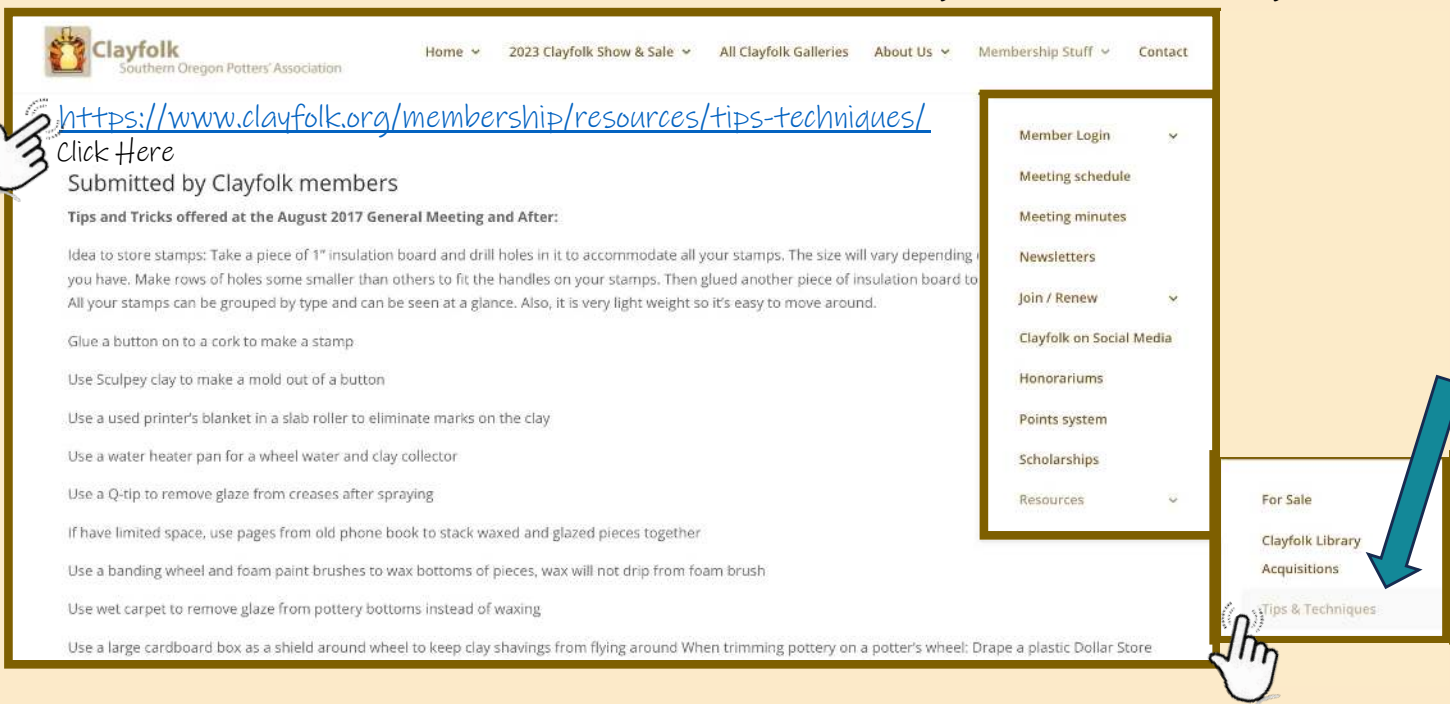
Potters Shirley and Jerry Huff have been vital forces in the life of Clayfolk. Shirley was the chair of the Clayfolk show for a number of years and was president as well. Jerry designed shelves for his wife and himself. Jerry graciously sketched this drawing for me about 20 years ago which I used to make my shelves. I have found the spacing to work quite well.



Now, 20 years later, I shared this photo with a potter who is new to the area, and she is making shelves from the drawing. Clayfolk is community!

Tips and Tricks ~

New members may not know (and long-time members may have forgotten) that our own Clayfolk website has a treasure trove of Tips and Techniques. Lots of great ideas at your fingertips!



<https://www.clayfolk.org/membership/resources/tips-techniques/>
Click Here
Submitted by Clayfolk members

Tips and Tricks offered at the August 2017 General Meeting and After:

- Idea to store stamps: Take a piece of 1" insulation board and drill holes in it to accommodate all your stamps. The size will vary depending on the stamps you have. Make rows of holes some smaller than others to fit the handles on your stamps. Then glue another piece of insulation board to the back. All your stamps can be grouped by type and can be seen at a glance. Also, it is very light weight so it's easy to move around.
- Glue a button on to a cork to make a stamp
- Use Sculpey clay to make a mold out of a button
- Use a used printer's blanket in a slab roller to eliminate marks on the clay
- Use a water heater pan for a wheel water and clay collector
- Use a Q-tip to remove glaze from creases after spraying
- If have limited space, use pages from old phone book to stack waxed and glazed pieces together
- Use a banding wheel and foam paint brushes to wax bottoms of pieces, wax will not drip from foam brush
- Use wet carpet to remove glaze from pottery bottoms instead of waxing
- Use a large cardboard box as a shield around wheel to keep clay shavings from flying around When trimming pottery on a potter's wheel: Drape a plastic Dollar Store

Member Login
Meeting schedule
Meeting minutes
Newsletters
Join / Renew
Clayfolk on Social Media
Honorariums
Points system
Scholarships
Resources

For Sale
Clayfolk Library
Acquisitions
Tips & Techniques



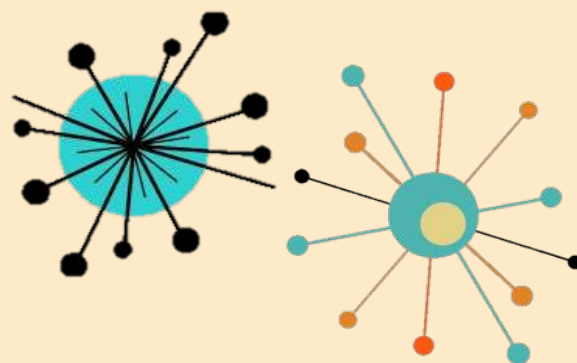
How to make a damp box for under \$20 -

<http://meghcallie.blogspot.com/2016/04/make-clay-damp-box-for-less-than-20.html>



Use those wine corks for
DIY clay stamps

<https://www.youtube.com/watch?v=ff7YNcx7-Fo>



CLAYFOLK

POTTERY SHOW & SALE 2023



New Earlier Date!
November 3, 4, 5

Friday 10 am - 7 pm
Saturday 10 am - 7 pm
Sunday 10 am - 3 pm

Medford Armory
1701 S Pacific Hwy
Medford, Oregon

Free Admission



Artwork shown is by: (left, from top) Phil Fishwick, Karen Rychek,
Tracie Manso; (right) Natalie Stolzheise.



www.clayfolk.org