



May-June-July

2023

Issue 2023.3

Clayfolk News



In this issue –

- [As the Wheel Turns](#)
- [Inspiration](#)
- [Clayfolk History](#)
- [Show Update](#)
- [New Members](#)
- [Happenings](#)
- [Spring Sale](#)
- [Pots Around the World](#)
- [Jim Koudlka Workshop](#)
- [Scholarship Winner](#)
- [Train Kiln Update](#)
- [Empty Bowls](#)
- [Learning Opportunities](#)
- [Talent Maker City](#)

What – or who –
inspires you?



Front – Larry and Nancy Mason. Back – Jim Robinson and his wife, Liz.

~ Inspiration ~

These are three of the founding members of Clayfolk. They have inspired many of us in lots of ways. The entire group we have today owes their gratitude to these folks who worked diligently to create a vision.

From their humble beginnings came the group we have today!

Thank you from all of us!



I brought home this little bowl from the gift exchange at a Clayfolk Christmas party around 1995. With its great feel, and a creamy smooth interior, it is a favorite! It has been used several times a week for almost 30 years – talk about functional pottery! I think I picked the best gift under the tree! ~ Kathy Forester

THANK YOU to everyone who for contributing inspirations, updates, tips & tricks, and news. It is greatly appreciated and makes the newsletter much more interesting to read!

2023 CLAYFOLK OFFICERS

President: Bill Thompson
president@clayfolk.org

Vice President: Open
vicepresident@clayfolk.org

Secretary: Natalie Stolzheise
secretary@clayfolk.org

Co-Treasurers:
Debbie Thompson * Ray Foster
treasurer@clayfolk.org

Members at Large

- Polly Beach
- Summer Brendlinger
- Janice Shenker

COMMITTEE CHAIRS

Archivist: Open Position

Empty Bowls

- Jackson Co.: Open
 - Josephine Co.: Roxanne Hunnicutt
 - Douglas Co.: Peppi Melick
- emptybowls@clayfolk.org

Enews: Bob Causey
enews@clayfolk.org

Library: Viviana Padilla
library@clayfolk.org

Membership: Bob Causey
membership@clayfolk.org

Newsletter:
Kathy Forester Helgeson
Kathy@RogueEd.com
or newsletter@clayfolk.org

Points: Patt Causey
points@clayfolk.org


Scholarship: Betsy Moore
scholarship@clayfolk.org

Show Chair: Michael McKinney
showchair@clayfolk.org

Webmaster: Pat Richey
webmaster@clayfolk.org

Workshops:
Carole Hayne & Jim Nordal
workshops@clayfolk.org

A Message from our President Bill Thompson



For this newsletter we have been challenged to describe what inspires our artistic creations. I think we all draw inspiration from seeing the creations of our fellow artists. One of the great things about Clayfolk is the opportunity it gives us to school and inspire ourselves through the work of others. To remix and reimagine what we see in the work of others. One creation building from another, little inspirations emerging as the result of the varying skills and perspectives, drawing out more ideas.

Our workshops and shows provide me with that wonderful mix of raw material to draw inspiration from, but then there is also the inspiration that forces itself on us through error or circumstance. We tend to be hesitant to try new things, but a pot bumped as it comes off the wheel, a key ingredient missing or something just gone wrong compels us to innovate. This is an inspirational source that I am almost too familiar with, but painful as it is at the time it forces me to open my mind to unplanned possibilities. And if these sources aren't enough, there is always our own Tea Duong, a force of nature that motivates and inspires us to work bigger and bolder. Ultimately, everyone finds their own unique source for their creative spark and hopefully we will get a glimpse of that in this episode of the Newsletter. Thanks for your submittals.

~Bill

The Masons ~ Inspiration to Many



In the mid 1970's a group of potters would get together creating beauty and utility from a common bag of clay.

Add to that our love of chemistry and glazes, willingness to share all our recipes, plus the grand potlucks and you've got it all. Then came the formation of Clayfolk!

Larry and I were in charge of finding a place to hold the sale for 9 or 10 years or more: a store front or vacant space in a mall. The Bee Barn, at the old site of the Jackson County Fairgrounds, was our "home" at Christmas for about 3 years. Bee Barn came with running water and light. No heat, as I recall! Twice, on two successive years, there was such a dense fog, you couldn't see 3 car lengths ahead. We figured nobody would venture out on a night like this to buy a pot, but we were swamped with excited pottery enthusiasts who bought lots of pots!! We were very much

warmed by their devotion and support. In those early days, we held the show on two successive weekends – setting up and tearing down each weekend! In addition to Show site procurement, having a phone line put in as credit cards came into vogue and taping the floor in a manner that gave everyone an equal booth (and each year the number of potters expanded) were our jobs. Then there was lighting – just like the big times – and so outlets and cords and more tape on the floor. We drew names from a pot to see who could get which booth, then the names would be taped to the floor. Without a point system, one of the children, usually Charlie Morgan or Kate Robinson, would be the person to draw the names. That's my recollection.

In the beginning, booths were a low-tech affair – a few saw-horses, or boxes stacked up, with boards across them. And to really spiffy things up, a blanket or tie dye bedspread was flung across it all, giving a warm, homey touch. Pots were wrapped in newspaper and packed into grocery bags, which we all contributed. That was all...no baskets for costumers to gather gifts. Later, Leslie Lee and Dennis Meiners brought the holding table idea with them from Portland, plus the point system.

Finally, the job I had included clean up which meant scrapping the tape glue off the floor and at Poplar Square, I remember, it took me all day on my knees. At that point, I suggested a special committee for clean up, bringing vacuums and brooms, etc. and nobody could leave 'til all was packed and the "room" was restored to rights, as my mother would say. That tradition is still followed today.

All this has now been streamlined and organized over the last 40 years and we've grown from a dozen in the tiny Bee Barn to what you see today – 70 booths and over 70 potters.

Having been in Clayfolk for 35 years we can say "it's been a fantastic run and our faithful customers are the finest people with the most amazing and varied tastes. God bless 'em all.



Retired but cannot stay away!

~Nancy and Larry Mason



Inspiration is sometimes obvious. We make art that comes from something so direct that it just has to be made. I also know that many things get tucked away in my brain from my daily walks or interacting with others or seeing nature play out in front of me. I am banking that these stored "things" will present themselves in my work. I was feeling stuck during Covid and even though I had plenty of extra time to spend in my studio, I just couldn't get motivated. I was fortunate to see some lovely handmade boxes



from a simple template that some students made. 90% of my work is wheel thrown but something clicked, and I was finally motivated to construct lidded forms that were embellished with sgraffito. I pulled on techniques that I learned in a Vince Petelka workshop from a few years ago and was forced to focus on my work. Throwing is routine and systematic, but hand building required more attention. I was pleased with my



results and couldn't wait to present my pieces to the public. So, I am grateful to the seeds that were planted. To quote one of my pottery instructors, "make something beautiful today. ~Bernie





Dust off that Clayfolk memorabilia and
bring it to the next meeting.

This year is our 48th Clayfolk show. That means,
in 2025 we will have our Golden 50th. Whoo Hoo.

As the archivist, I am searching for postcards and/or posters advertising our past shows to put on our website. If you have any past postcards/posters please send them to me at 202 Kings Way, Central Point, OR 97502; or, bring them to the next meeting in July.

Any Clayfolk related memorabilia would also be welcome. If sending or sharing pictures, please put the names of the people in the picture on the back of the photo and, if possible, add the date and any other pertinent information. I will be bringing a bunch of photos that were found in the archivist envelope so the group can identify the artists and possibly the year/event at which they were taken.

I am looking forward to putting Clayfolk history and pictures on the website; as well as, providing information regarding our book donations to the libraries and some of our scholarship winners to give the general public and our wonderful customers a fuller understanding of our group and our mission.



Yes, our "Always the weekend before Thanksgiving" tagline has been interrupted another time. The Clayfolk Show is now scheduled for **November 3-5**. The building setup and artist move-in will be scheduled the Wednesday/Thursday before; November 1-2 if you put these things on your calendar. Expect Wednesday to be reserved for building setup and

Thursday for artist move-in. Popular feedback (meaning artist discontent) from the 2022 Show includes moving the mandatory pre-Show meeting. I'm suggesting we get our booth...*stuff (you know what I mean) ...completed* Thursday and our mandatory meeting happens Friday morning before we open. All good, right?

Any feedback can be sent to the Show Chair at gratefuldadpottery@gmail.com

Applications for this year's Show mostly filled our *old* Armory booth map. That means our potential booth count, and the map we use for planning, displays 42 FB, 16 HB, and 12 GB. As of today, we have the following details:

Group Booth: 14 requests, 2 will be waitlisted.

Half Booth: 14 requests, 2 open spaces

Full Booth: 44 requests (45 applicants, one shared booth), 2 will be waitlisted.

Clayfolk is preparing for it's 48th big Show. That's a lot of pottery shows! I realize in previous years we've experienced fall shows and spring shows and now more spring shows. This is our annual BIG deal. Considering historical practice, the Clayfolk story continues to bind us together as the oldest pottery guild in Oregon. I know, very cool! Join me in embracing the following changes while holding onto what remains the same.

I recognize that humans have some strange desire for predictability. We are thrown off balance by change. Creative people are included. Many of us relish routine, right? Recent years are evidence enough that change is always going to be present. We have experienced the disruption of a pandemic to our behaviors, our economy and our art. Prior to the pandemic we held two Shows in other locations than the Medford Armory. This year, the Armory changed our event dates (how dare they?!).

I'm not letting go of the Clayfolk bookmark just yet but "always the weekend before Thanksgiving" might not withstand some fact checking.

So, what's going to be different this year? We initiated improvements to our sales procedures several years ago and will continue along that path. Future actions to streamline checkout will come next year. This year, sales transactions will include cash and cards, no checks. I can write that slowly for effect...no checks this year.

Our individual workloads should ease a bit as we are projecting a full 70+ artist list. Though shocking, I do get occasional comments regarding work shifts, time in booths, etc. Producing our Show takes effort, our effort. This same effort also keeps our costs down, minimizes booth fees and helps to target a 15% commission on sales.

Full Booth		
First	Last	Points
Ray	Foster	928
Bonnie K	Morgan	850
Phil	Fishwick	686
Bill & Debbie	Raddatz-Thompson	540
Jenny	Harkins	418
Rudy&Lynita&	Zajack/Bloomquist	361
Carole	Hayne	312
Patricia	Richey	280
Michael	McKinney	235
Nina	Fernstrom Duong	175
Patt	Causey	166
Jon	King	154
Julia	Janeway	142
Linda	Smiley	136
Jane	Anderson	133
Chris	Borg	124
Nando	Raynolds	121
Frank A	Gosar	120
Nancy	Adams	104
Tea	Duong	104
Peter	Alsen	83
Dave	Parry	78
Faith	Rahill	69

Half Booth		
First	Last	Points
Don	Clarke	202
Gwen	Childs	184
Sally	Pursell	184
Karen	Rycheck	143
Al	Dockwiller	140
Linda	Williams	103
Jan	Lacy	75
Peter	Meyer	68
Janice	Shenker	64.5
Bernadette	DeLallo	63
Sandy	Brown	59
Michael	Fromme	42
Allan	Kluber	20
Teri	Fahrendorf	4

Full Booth, Continued			
First	Last	Points	
Linda	Heisserman	58	
Annie	Heron	56	
Sandy	Segna	56	Share
Glenn	Burris	53	
Janet	Capetty	53	
David	Winget	52	
Ted	Ernst	51	Share
Ray	Noppa	51	
Alice	DeLisle	42	
Summer	Brendlinger	39	
Kathy	Forester	30	
Rosie	Russell	20	
Laura	Wikane	20	
Timothy	Elliott	11	
Jennifer	Hill	10	
Dana Ivory	Godley	8	
Brona	Brown	6	
Jill	Warila	6	
Carmen	Proffitt	5	
Lee	Dwyer	4	Waitlist 1
Nicole	Brown	3	Waitlist 2
Roland	Lebrun	3	Waitlist 3
Jim	Nordal	0	Waitlist 4

Group Booth			
First	Last		Points
Carole	Paquin	GB	206
Teri	Nelson	GB	183
Betsy	Moore	GB	71
Kurt	Hoffmann	GB	13
Ann	O'Neil Freauf	GB	13
Jubilee	Hawley	GB	12
Mike	Wright	GB	8
Natalie	Stolzheise	GB	5
Diane	Fisher	GB	4
Christina	Ralston	GB	4
Dana	Bilello-Barrow	GB (WL2)	3
Suzanne	Call	GB (WL1)	3
Kendra	Ortner	GB	3
Rain & Maya	Youngstrom	GB	3

Anticipate 70+ artists, their latest wares and customers filling the aisles from miles around! Early indications point toward another fabulous year for our Show.



Radio/TV

This position is available to anyone and doesn't require you live in southern Oregon. Got good online and phone communication skills? Tell your Show Chair. You'll be working with our Promotions/Publicity team (Graphic Design, Promotions chair, Social Media). They're seasoned veterans, professional, effective and fun to work with.



Host a Potter (NEW for 2023)

The idea is for local members within commuting distance from the Medford Armory to offer a room, a parking spot or other cost saving amenities to our members that are travelling to this year's Show. Example: Grateful Dad Pottery in Grants Pass is a Harvest Host and has one RV space available for use.



If you're interested in, curious about or otherwise want to help a traveling Clayfolk member with lodging, parking or other during this year's Show, contact your local Show

Chair, Michael McKinney gratefuldadpottery@gmail.com or 503.863.7197 (text/voice, but text is best).

Tips and Tricks ~

A Low Tech System for Recycling Clay Scraps



Sue McLeod Ceramics

Exploring the art and science of ceramics.

Free Resources ▾

- Sue's Glaze Blog
- Glaze Materials Shopping List
- Specific Gravity Guide
- 99 Glazes Guide
- YouTube channel
- Publications

This is just one of the freebies on Sue McLeod's website. Check it out.

<https://suemcleodceramics.com/a-low-tech-system-for-recycling-clay-scraps/>



Click Here

Survey Says....


Who knows the date?
First Clayfolk Christmas
Pottery Sale

A couple of people guessed
1974 and 1976.

Bonnie was thought to be the expert – but it turns out that she isn't sure either.

She said that 1974 was probably too early, so she would go with 1976.

From Nancy Mason's recollection of the Clayfolk show's first years, that sounds about right!



Recent New Members ~

WELCOME!

Date	Name	Email	Phone	City
4/30/23	Cheryl Lashley	nwhchinc@msn.com	541-326-8494	Talent
5/23/23	Jacquelin Reeves	reevesjacque@gmail.com	541-787-5499	Grants Pass
5/29/23	Jackson Hamish	hamish.jx@gmail.com	818-384-5437	Logan, UT
6/28/23	Sarah MacArthur	sarah@macarthur.com	774-571-0049	Eugene

Invitation to new members:

Please send some information about yourself and some pictures of your work to the email below. This group prides itself on a very special "family feeling" – so don't be distant cousins! We want to get to know you!

Send your intro and pictures to Kathy@RogueEd.com or newsletter@Clayfolk.org

Happenings ~

2023 Clayfolk Meetings Calendar: changes are possible!

Month	Meeting type	Meeting location	Host	Agenda	Time
Jan. 19 (Thurs.)	Board	Zoom	Bonnie	NA	6:00-7:30 PM
Jan. 28 (Sat.)	General	Zoom	Bonnie	Show & Tell	2:30-4:00 PM
Mar. 16 (Thurs.)	Board	Zoom	TBA	NA	6:00-7:30 PM
Mar. 26 (Sun.)	General	In-Person (with a Zoom option)	TBA	TBA	2:30-4:00 PM
June 15 (Thurs.)	Board	Zoom	TBA	NA	NA
July 8 (Sat.)	General	Michael McKinney's House, 427 SW H Street, Grants Pass	TBA	Swap Meet, Potluck	2:30-4:00 PM
August 10 (Thurs.)	Board	TBA	TBA	TBA	6:00-7:30 PM
August 20 (Sun.)	General	TBA	TBA	TBA	2:30-4:00 PM
October 12 (Thurs.)	Board	TBA	TBA	NA	6:00-7:30 PM
October 22 (Sun.)	Show Chairs	GP Museum of Arts	Michael McKinney	Chair Reports	12:30-2:00 PM
October 22 (Sun.)	General	GP Museum of Arts		Booth Pick	2:30-4:00 PM
November 17-19	Show and Sale	Medford Armory	Show Chair	Show and Sale	Fri, Sat, Sun TBA

The July 8 meeting location is changing.

It will be at Grateful Dad Pottery studio (my house). 427 SW H St, Grants Pass, OR 97526. Street parking or the RCC fire house parking lot. Exit 58 if I-5 southbound, exit 55 if north bound. **Bring a chair if possible.** Swap meet will be in the driveway. Questions?

Contact Michael McKinney 503.863.7197

or gratefuldadpottery@gmail.com

Also, I have 4 wheels; 3 electric and a classic kick wheel. Anybody who's up for it can throw a few Empty Bowls as a bonus activity.



The spring show and sale
was a success –
a beautiful day, lots of
friendly potters, and
beautiful pottery!

Unfortunately, not many
pictures were sent; just these
two! Rumor has it that Ray
Foster was taking lots of
photos, so there would be
many for the newsletter. He
submitted ONLY these two.
On the following page you can
see his other photos...



Foster Spring Show Photo Gallery ~





In June of 2022 my family spent three weeks touring around the United Kingdom. I spent some time on Instagram looking for a UK potter with work I loved. I discovered @spiraltidepottery and reached out to Avesha Dewolfe, an American potter living and working in

Scotland. I explained that I would be visiting from California and would love to meet her and purchase one of her beautiful hand built mugs to add to my mug collection.

Graciously, Avesha invited me into her life for a couple hours! She shared her home and studio by



the sea. I protectively brought my beautiful new mug all the way home in my carry on. Every time I look at that mug I am reminded of that amazing opportunity!

~Natalie



I started this career as a studio potter 50 years ago right out of college. Here is my first booth that I built to do the Eugene Saturday Market. The box was lined with foam, and all of the pots were wrapped in paper and stuffed in the box. Then I strapped myself to the front and walked the 10 blocks to the Saturday Market. Once the legs dropped down, shelves flipped up and that was my way of selling for the next 8 years. No lifting boxes of pots and no car.

It was great while it lasted. Once I had a family consignment was the way to go. When the kids got older, I started doing more shows. I am fascinated by the way younger (and older) potters use social media and Esty to sell their work. Too much shipping for me. I prefer studio sales and shows. It's crazy to look back on 50 years. I feel very lucky that I am still able to make and sell pots.

~ Faith



Jim Koudelka Workshop ~



Jim Koudelka

Approaches to Throwing and Beyond

Using the vessel as a canvas has always been one of Jim Koudelka's central and most successful approaches to pottery. In this hands-on workshop he will present altering and manipulating pots on and off the wheel, and the materials involved in his throwing presentations and discussions. He will use a pounding bag, and show his footless, slumped tips as

Jim Koudelka is a Professor emeritus in Ceramics from the Oregon College of Art and Craft, Portland, Oregon where he taught for twenty eight years.



Altered Pitcher



Upside Down Handles

Pounding Bag

A great hands-on learning opportunity. What a fun week-end!




Let's try this!



Beautiful, Creative Wares

Getting a large pot off the bat is sometimes a challenge because the wire humps up in the middle, leaving you with a thin bottom. In the workshop we all made cut-off wires from very thin, strong fishing line called "fly by wire," a clothes pin and a large washer. The thinner wire stays flat as it is pulled across. It is amazing how little clay is left on bat with Jim's cut-off wires!



Conveniently, the wire can hang from the pin and isn't lost in clay scraps!



The "Blob of Clay" tool holder works for Jim!



Introducing Scholarship Winner Anya Upson ~



Congratulations to Anya Upson, the 2023 Winner of the Ellice T. Johnston Scholarship. Anya is a recent graduate of Lewis and Clark College in Portland where she graduated with honors, earning a degree in Studio Art, focused on Ceramics, and a minor in Japanese language and literature. The committee was impressed by the breadth of Anya's ceramic portfolio which includes wheel-thrown, hand built, molded and carved multiples and installation art.



More about Anya ~

My name is Anya Upson. While I grew up around art, as both my parents are artists, it wasn't until college that I started pursuing ceramics as my main medium. I make wheel-thrown functional or decorative pottery, and recently have been working with plaster moulds and multiples.



.....Creating ceramic objects is a responsibility, as what we make will be around for at least 10,000 years; I keep this in mind when making objects and give them the care and attention they deserve for their journey into the future. Looking forward, I hope to continue my ceramic education by apprenticing under a potter. My dream is to apprentice in Japan, where I can further my ceramic skill set alongside deepening my proficiency in Japanese. If chosen for this award, I plan to use the funds to finance future residency and internship opportunities in the Pacific Northwest, like a residency at the anagama I fire at East Creek Art.

Work Party #3

Saturday, July 22, 2023, at Woodland Sun Ceramics. To come contact Jane Anderson at Jane@washdish.com

Why not join Bodhi in helping with the Rogue Train Kiln project? Bodhi heard a squirrel among our insulated bricks stacked on pallets and decided he too could help with our wood kiln project. We will not expect you to take on tasks with your own paws; however are just curious you are welcome to r, if you want some direction in how you can help us or come to our next work party on July 22 which will start at 9 am.



By that time, we hope the concrete foundation will be poured so we can put together the pre-fab 30'X20' Versatube metal shed which will go over the kiln area. Aside from working on the shed there will be a potluck meal which you will be welcome to join around 12:30.

If you are interested in coming email: Jane@washdish.com by July 20th.

As for other progress which has occurred since our last update:

1. Kiln area: The ground under the concrete slab for the kiln finally dried out. We had our second work party June 11th where 9 folks worked on curtain drains which will divert future water from the kiln area. We also started working on the form into which the concrete foundation will be poured. Since then Monty and Jane have done the final leveling, finished the form for concrete pour, and found help for the concrete pour and finishing. Our plan is to pour concrete pad in early July.




"The Crew"
Work Party #2

2. Donations: We've continued to collect bricks, shelves, metal, and other materials for the train kiln. In the past few months JoAnne Eggers has donated bricks, shelves, concrete blocks, angle iron, and kiln furniture; we continued to gather bricks from the Larry and Nancy Mason; Katy Cauker has donated cones, a metal chimney and angle iron; Dave Cornell has donated a 100-gallon water barrel and plastic buckets; Todd Simpson donated metal storage shelves; Marian Telerski has donated kiln shelves and furniture; and Ken Pincus for angle iron. Joe Clayton and Mike Simpson did more additional tractor work to level kiln area. We've bought a generator to power the brick saw, gravel, the pre-fab metal kiln shed, and landscape fabric for the curtain drain.

3. Materials still needed: Concrete blocks, metal shelves for storage, angle iron for kiln frame, slop sink.

4. Other activities: Monty has participated two wood-firings; (1) a March firing of Pleasant Hill's anagama; (2) a May firing of one of Utah State's train kilns, where he also got feedback on our kiln design from Antra Sinha and the original designer of the train kiln John Neely.



This and That ~

Southern Oregon Clay Distributors

Reach them at
541-535-1311
or order online at
orders@socd.biz

Long time Clayfolk member Debora Mahanna is moving back to Iowa. She is cleaning out a storage unit in Grants Pass.

EVERYTHING MUST GO! All for FREE!

- assorted buckets of chemicals - Alberta slip, Talc, Wollastonite, Red Art, etc.
- many hand tools.
- banding wheel
- Show Booth

Contact Debora via text @ 541-295-7789
Storage Unit: Attic Storage. 1715 Rogue River Hwy.
Grants Pass

'Throw Down, Trim Out and Glaze Up' workshop at Talent Maker City

Look for
dates to come
on the Throw
Down series
of classes.
If you can be
dropping
point, please
let me know.
Donate
Donate
Donate! Plea
se help us
make this a
success!

[Summer@kiln
edwithkindnes
s.com](mailto:Summer@kilnedwithkindness.com)

~ Hey Clayfolk Members ~

I have stepped in to help with empty bowls for Jackson County and I would love to share a little info with you. Please take a moment to read because you are how we make this fundraiser a success.

If you have the capacity to donate bowls, please start saving now. I am going to have drop off site information soon.

If you are a ceramics teacher and run summer programs, please consider having your students make bowls to donate. Remember, they do not need to be wheel thrown. Slab-built, pinch pot and coil bowls are totally acceptable and welcomed!

I am organizing a community 'Throw Down, Trim Out and Glaze Up' workshop at Talent Maker City. Dates to come soon, but it will be around the end of August/ beginning of September.



If you live in Jackson County and are open to having your house/ studio be a dropping point for bowls, please let me know. I would like to have several options in each town so potters find it easy to make donations. My co-chair will help pick them up from those of you who become drop off sites so you don't get overwhelmed.

Always in April

Picking up bowls at all meetings.

Dinner in October – plan to attend.

Anyone know where the Empty Bowls stamp can be found???

Have a contact at Peace House?

Roxanne Hannicutt
1469 NE View Drive
Grants Pass,
Oregon
541-944-1363

roxhuna@gmail.com

I gathered donated bowls at our spring sale. I want to encourage more making, giving and help to the hungry here in our area!


I will be picking up your bowls and other items at all meetings and sales. Bring those donations or call me for pick ups! Also, if you need clay or glazes, do tell me! I have ways to get those donated!

Let's all do what we can to help? Josephine County's dinner is in October. Plan to attend? It's heartwarming and quite an enlightening experience!

Ps: do you know where an Empty Bowls stamp is? I'd like to use it! Also, if anyone knows a contact at Peace House, do tell me?

YOU ALL ROCK!

We've got this! Thanks for all you do!
Interested in becoming an Event Sponsor? Contact Sarah Small at ssmall@Doptionsonline.org



Always in October

Hey Eugene ~


If you're coming to the meeting
Saturday July 8,
PLEASE BRING ME ALL OR PART OF
THE CLAY GORGIES
DONATED TO US?

They donated 450lbs of clay! Merri wanted to make sure we knew that they were going to be closed July 1st-4th. So, any other time would work. Do let me know who is picking up what.

Thanks for all your efforts toward feeding the hungry!!

BUILDING WITH TEXTURES GLEANED FROM NATURE

Sitka Center for Art & Ecology



All Levels Welcome
September 7 & 8, 2023
10:00 - 4:00

Sitka Workshop Overview
Create personalized clay vessels inspired by your favorite natural textures using a unique variation on coil building. Each work will develop layer by layer from the bottom to the top, reflecting the way botanical forms generate growth. This free-form style of building begins with simple planning: Participants are encouraged to bring images or objects found outdoors, in the produce section, etc. We start with quick maquettes (3-D sketches), then begin vessels that can be completed within the weekend. Discussion throughout the workshop will include finishing techniques including underglaze washes and terra sigillata for surfaces that compliment nature.

About the Instructor

Jennifer Hill is a studio artist and freelance instructor. Earning a BFA and MFA in ceramics lead to teaching in colleges and art centers for over 20 years. She lived on Kauai for several years and attended art residencies in places as diverse as Rome, Italy and Missoula, Montana.
jenniferhillceramics.com



Creative Arts Community at Menucha

Week 2: August
6 - 12, 2023

Clay Vessels with Jennifer Hill:

Participants will learn exciting variations of ancient hand building techniques to create clay vessels with surfaces inspired by natural forms and textures. We begin with small maquettes to "sketch" out ideas while discussing what forms interest each individual, then move onto full sized vessels based on classic hand-building processes with suggestions to personalize the forming process. I will provide terra sigillata, a super fine clay slip, which students hand burnish onto the pieces to create a finished but natural looking surface, and underglaze washes to add color in a naturalistic manner. Students will be able to bisque/low fire some pieces by the week's end.



Kendra Ortner has a new online clay class. It's very beginner oriented, just about hand building a little plate and an intro to sgraffito. It's on Skillshare at

byhandathome.com/skillshare.

Here's a link to the intro on Instagram:

<https://www.instagram.com/p/CrlrJaApWNE/>



Talent Maker City and Coalicion Fortaleza are teaming up to do an outdoor art installation highlighting the Pineros and their contribution to our valley. At TMC I only



The Vision

To see our Latinx & Indigenous community of the Rogue Valley thrive. We work towards a future where the Latinx and Indigenous families in our community can actualize our collective power to shape our destiny and create our own solutions.

Coalicionfortaleza.org



talentmakercity.org

access to cone 6 firings and so I am in need of a kiln that can fire to cone 10. The project will consist of several tiles but shouldn't take up too much room.

Please let me know if you might be willing to help out by allowing me to fire in your kiln.

Thank you in advance for your consideration. If you are interested in non-profit, check out the links. Also, read about Pineros and their history. It's a pretty impressive story.



Pineros on the front lines

Latinos on the front lines

<https://www.cbsnews.com/news/pineros-men-of-the-pines-battling-explosive-wildfires/>

Email Summer for more info:
summermarielinka@gmail.com