


April's member photo

How to get your work on the cover? One of life's greatest mysteries, I know. For some reason, we don't have a statute of limitations on this well-kept secret so...here it is. Send a photo of your ceramic piece to newsletter@clayfolk.org



CLAYFOLK
April 2022
Newsletter

SOUTHERN OREGON POTTERS ASSOCIATION

IN THIS ISSUE

As the Wheel Turns....

I am filled with appreciation to everyone in Clayfolk who shows up bringing their ideas, energy, and skills, to keep Clayfolk humming along. It truly takes an energetic, committed group to support this clay community. April seems to be zipping by quickly and I am already looking forward to Clayfolk events in May.

Tea Duong's Workshop May 14-15th will be awesome.

For those of you looking to improve your throwing skills or just watch a "master" at work you will not be disappointed. Even though I have been throwing for many years I always enjoy watching Tea throw and I always come away with something new to try in "moving" the clay. Tea said he will cover whatever people are interested in: bowls, vases, covered jars, teapots, handle making, etc. Come with your list!

May 21st **Clayfolk's Spring Pop-Up Sale** at EdenVale Winery from 10 am to 5 pm. With over 25 participants it sounds like the planning is going well and it will be a very successful event. I am definitely looking forward to attending.

Glaze study One of my favorite things about glaze study is how quickly glaze testing can happen. With 8 members each mixing 2 glazes, you can have 16 new glaze tests in your next firing. Comparing firing/cooling schedules and the different clay bodies adds even more information. There are two groups that meet monthly. One in Gold Hill in the afternoon and an evening group in Ashland (2nd Monday of the month at 7 pm). If you are interested in the Gold Hill group email jcapetty@gmail.com For the Ashland group email mbombick@gmail.com

Next general meeting Saturday June 25th 2:30-4pm
Potluck/Swap Meet -Clean your studio bring items to sell, swap, or give away!

Planning will soon start on our **Annual Clayfolk Show & Sale** at the Medford Armory. Applications will be accepted starting April 15 to June 1.

Okay that is all from my spinning brain.

with gratitude,

Bonnie Morgan, pres

Tea Duong workshop in May!

2022 CLAYFOLK OFFICERS

President: Bonnie Morgan
president@clayfolk.org

Vice President: Open
vicepresident@clayfolk.org

Secretary: Alice DeLisle
secretary@clayfolk.org

Treasurers: Debbie Thompson
 Ray Foster
treasurer@clayfolk.org

Members at Large

- Polly Beach
- Kat Hacker
- Janice Shenker

COMMITTEE CHAIRS

Archivist: Ben Wood
archivist@clayfolk.org

Empty Bowls

- Jackson Co.: Polly Beach
 - Josephine Co.: Roxanne Hunnicutt
 - Douglas Co.: Peppi Melick
- emptybowls@clayfolk.org

Enews: Bob Causey
enews@clayfolk.org

Library: Viviana Padilla
library@clayfolk.org

Membership: Bob Causey
membership@clayfolk.org

Newsletter: Michael McKinney
newsletter@clayfolk.org

Points: Patt Causey
points@clayfolk.org

Scholarship: Betsy Moore
scholarship@clayfolk.org

Show Chair: Michael McKinney
showchair@clayfolk.org

Webmaster: Pat Richey
webmaster@clayfolk.org

Workshops: Peppi Melick and Jim Nordal
workshops@clayfolk.org

Volunteer positions available in Clayfolk

Vice President: “Attend Board meetings, general meetings, and run meetings when the President is unable to. Assist the President with updating the webpage annually.” *C’mon, this one is a piece of cake, a couple cookies and homemade jam...not intimidating at all!* Contact the president@clayfolk.org for more☺

Program Chair: Keep the Clayfolk education mission alive and thriving through learning experiences at our fabulous general meetings. Limits on where to go, who to invite, what to focus on...it’s really up to you. Inquiries go to president@clayfolk.org

Newsletter Chair: Keep the membership informed while sharing your creative skills. Published 5 times each year (this is the first for this year), the Clayfolk newsletter is shared via enews and print. Basic knowledge of Word, Google Docs or Publisher makes it easy! Interested? Contact our president@clayfolk.org

Note: The positions below are Clayfolk Show specific positions, not year round tasks.

Sales Chair trainee: current chair Debbie Thompson

- “Order supplies, oversee set-up and tear down sales area. Do a pre-show training of cashiers. Be team captain for a shift, train committee members.” This is an opportunity for an out-of-town member.

Promotions Co-Chair/committee: A true shocker that this position is STILL open! Get your name in NOW!. This is for a southern Oregon member, or members, ready to reach out to local publications, organizations and others with a smile and share the love we all know as our Clayfolk Show.

Share your interest with our showchair@clayfolk.org and/or president@clayfolk.org. Include your “why”, relevant skills that will help you be successful in that position and any other helpful details.

Complete job descriptions on the Clayfolk website at:
www.clayfolk.org/membership/position-descriptions/

News flash!

Bill Thompson is our new Vice President. Congratulations to Bill for officially joining the Clayfolk Board.

Happenings...

2022 Clayfolk Meetings Calendar: changes are possible!

Month	Meeting type	Meeting location	Host	Time	Activity, Agenda
March 17 (Thursday)	Board	Zoom	Bonnie	NA	Board biz
March 27 (Sunday)	General	Zoom	TBA	2:30-4:00	TBA
June 16 (Thursday)	Board	Zoom	TBA	NA	Board biz
June 25 (Saturday)	General	Shirley Huft studio, Grants Pass	Michael McKinney	2:30-4:00	Swap Meet, Potluck Picnic
August 11 (Thursday)	Board	TBA	TBA	NA	Board biz
August 21 (Saturday)	General	TBA	TBA	TBA	TBA
October 13 (Thursday)	Board	TBA	TBA	NA	Board biz
October 23 (Sunday)	Show Chairs	GP Museum of Arts	Michael McKinney	1:30-2:15 p.m.	Chair reports
October 23 (Sunday)	General	GP Museum of Arts	Carole Hayne	2:30-4:00 p.m.	Booth Pick
November 18- 20	Show and Sale	Medford Armory	Show Chair	Fri: 10:00-7:00 p.m. Sat: 10:00-7:00 p.m. Sun: 10:00-4:00 p.m.	Show and Sale
				*set up/tear down TBA	

Josephine County Empty Bowls 2022

Our 2022 Josephine County Empty Bowls event will be held at Parkway Christian Center on Monday, October 10th, at 6:00 p.m. We are planning an in-person event this year, but obviously will be able to adapt if needed. We will need 150-200 bowls. Clayfolk provided about 150 last year, which helped immensely, and this event was very successful. We raised over \$8,500 for our virtual event! That was more than two thousand dollars more than the previous year! That also meant that we used quite a few bowls. And now we need to ask our generous bowl makers to again step up to donate again this year!

If there is ANY WAY I can help you donate, just let me know! Roxhun@gmail.com 541-944-1353.

All Josephine County bowls end up going to Options at 1215 SW G Street. Thanks for your generosity!

Greetings from new members!

Gary Garrett

Cindy Bottasso

Summer Brendlinger (April newsletter)

Mark Timmerman (April newsletter)

Kai Dalglish (April newsletter)

Jennifer Hill (April newsletter)

Randy Pratt (April newsletter)

Julie Furrer (April newsletter)

Hello Clayfolk!

My name is **Randall Pratt**, born and raised in Grants Pass. I'm a fellow art lover spanning from many different outlets. Music is my number one, but I enjoy painting and drawing. I also consider gardening a lovely art form but that can be interpreted a few ways haha!

I only recently got into pottery but have been loving every minute of the journey. Michael has been gracious enough to teach me some of his ways and has been extremely helpful and kind.

I look forward to progressing and hopefully getting into more of the things I really enjoy seeing thrown. Jars with lids, bottles, pitchers. Anything that really strikes me, and is functionally sound, I'm all about learning more.

Thanks for letting me be a part of Clayfolk!!

- Randall



Hello!

My name is **Mark Timmerman** and I have been working in clay since I took a ceramics class at college almost 30 years ago. When I moved to Portland, OR. I bought a kiln, and a wheel and have become hooked.

I am moving to Eugene, OR at the end of April and am looking forward to setting up my studio and getting more involved with the clay community. I primarily focus on hand building. About 10 years ago, I was invited to a Garden Show and made a series of face planters that caught on. So, most of my work is comprised of whimsical planters and garden art. I look forward to meeting folks in the near future.

Thank you,

Mark

Muddy River Clay

www.MuddyRiverClay.Etsy.com



MORE new members to introduce!

We're going to need a bigger bus!:

Jeff Edwards and Liz O'Brien share a membership. They joined officially March 28.

Richard Schmerbach joined officially April 6


AND

Kurt Hoffman, in his second with Clayfolk, will be officially introduced next month (*Spring Pop-up booth #4 with Pat Richey)

A few photos from new member Julie!

Hello Clayfolkers,

I'm a new member of Clayfolk and I'm honored to be a part! My name is **Julie Furrer**, owner of Mizzle Ceramics. I've been working with clay since 2019 when I started taking classes at Greenwood Estates and have been a member there up until this last month when I ventured out on my own. I purchased a Skutt wheel and kiln back in October and those finally arrived in February. I work in the construction industry with my husband of 20 years and have three beautiful daughters (our oldest turned 18 this week!) I've never enjoyed anything as much as pottery and I found it later in life. I have so much to learn and can't wait glean knowledge from others in Clayfolk. I'm up for the adventure!



Hello members, My name is **Summer Brendlinger** (Kilned with Kindness) and I am returning to Clayfolk after a short break.

I have been in love with clay since I was introduced in a high school ceramics class, and I instantly knew I had found my medium!

I went on to study ceramics under some influential artists at the local community college in Washington where I grew up. After graduating there, I moved to Ashland to complete my studies and was fortunate enough to work in SOU's old studio and (then) new studio.

After graduating from SOU I traveled around a bit, spent some time in Mexico and then tried to find my way in the world. After several years I went back to school to become a teacher. Clay re-entered my life about 10 years ago and I have been so grateful for all the time I get to spend in my sweet and small backyard studio.

My hopes for my ceramic journey are to continue finding more and more time to get my hands in clay. I am curious about teaching ceramics and what that would be like, compared to being a classroom teacher. My goals are to continue growing my small ceramics side hustle while broadening my clay community. Being a part of Clayfolk is a good step in all the right directions.

My work is all functional and fired to cone 6. I have lately been enjoying surface design and texture. Slips and stains...sgraffito...sprigs...all of it! When I create a piece, I like to imagine it in the hands of its owner, brightening their day or bringing a sense of peace to a hectic life. I love knowing that my work could possibly increase the joy in someone's day.

Thank you for reading. I look forward to seeing many of you at the pop-up show in May.

Photos from Summer!



Hi everyone, my name is **Jennifer Hill** and I recently moved to Klamath Falls. In the mid '00's I lived in Portland, taught at PCC, and currently have over 20 years of clay experience with both BFA & MFA degrees in our favorite subject. This gave me the opportunity live and work in several interesting places, including Austin TX, Philadelphia, and even the island of Kauai. In 2019 I had the privilege of attending a ceramics art residency in Rome, Italy for five weeks.

My work is influenced by textures found in marine and botanical life. On my website (jenniferhillceramics.com) you will find a Gallery page with sculptural pieces and a Shop page with more utilitarian vessels to give a good summery of my work. Typically, I use a porcelain clay body and a grolleg based terra sigillata. Work is both handbuilt and thrown, and electric kiln fired to cone 6. I taught through colleges and art centers for most of my career, now I am concentrating more on studio work and looking to teach workshops. I also love visiting other potters and look forward to meeting many of you in person. I might miss the Clayfolk May event but will be at OPA Showcase, please say Hi if you are there too!

Jennifer Hill

jenniferhillceramics.com

214.399.6684


[@jenniferhillceramics](https://www.instagram.com/jenniferhillceramics)

Introducing Kai

Kai is a multimedia artist that focuses on interactive and experiential art. Their love of ceramics started in Santa Cruz, where they joined and eventually ran a cooperative pottery studio and led workshops on functional pottery. Their current project is Birdhouse Artfarm in Williams, which you can find on instagram [@birdhouseartfarm](https://www.instagram.com/birdhouseartfarm). The Birdhouse cross-pollinates their current art and farming communities, with the goal of creating a space where both can explore climate resilience through projects like holistic grazing, prescribed fire, land-based art, and traditional ecological knowledge. The only ceramic infrastructure is their pottery wheel in an unheated greenhouse, so they're especially looking to build a better network of potters and ceramicists!

Kai's latest art project is Paradisium with the [Folly Builders](https://www.follybuilders.com), a salvaged material forest growing from the playa during Burning Man. They're looking for artists who would like to collaborate on building the forest ecosystem, including works like ceramic fungi. You can find more information about the project at [follybuilders.com](https://www.follybuilders.com), or reach out to Kai directly at art@follybuilders.com

Work from Jennifer Hill



Art in the Garden

CALL FOR POTTERS

What: Art in the Garden

Who: Grants Pass Museum of Art

When: June 11 and 12

How: Contact Hyla (museum director) if you are interested in participating.

FAQs:

Q: How many people attend the event?

A: We never know for certain - but we do know somewhere between 350 - 500 people. Tickets are \$25 each

Q: If I am an exhibiting artist - do I need a ticket to the tour?

A: Yes, if you want to visit all 9 gardens as an attendee!

Q: Do I have to be there all of the time?

A: No, you will bring your art on Friday, June 10 in the afternoon and pick it up Sunday, June 12 at 4pm

The greeters at the event will handle sales for you

Q: Do you take a commission?

A: Yes, the museum keeps 30% of all sales. Last year gross sales were \$8,000 so you can see we do sell lots of art.

Q: Where are the gardens?

A: We will place you in a garden close to where you live if possible. We have 9 gardens this year.

Q: What sort of art is best?

A: Yard art is very popular. Garden oriented art is fun. Utilitarian art is good - like pots. Price should remain under \$100 unless it's really spectacular.

Q: What happens if it rains?

A: The greeters and coordinators will make certain art is protected.

Q: Is there a deadline to sign up?

A: We need to know if you are participating no later than May 16. We are producing a brochure indicating artists and where they will be located.

Q: How do I communicate with you?

A: Email hyla@gpmuseum.com

Best selling price point is probably \$20 - \$50. One of our artists sells eye-catchers for anywhere from \$5.00 - \$20.00 Last year she sold over \$1000!

"I have sold an average of \$800 each year of garden art such as totems and birds at this event. This is an easy venue as the artist does not have to be in the booth all day. It is just set up and take down. The Museum personnel staff the site and take care of all the sales.

No pop-up is needed. The art is displayed on both your own display shelves or tables, but is also placed around the garden." Gwen Childs

A pottery story from Ukraine

Editor's note: Southern Oregon is far from Ukraine, where this artist is from. It is a story of courage and survival, and one of hope. Thanks for the contribution Janice!

"This caught my eye when checking the Facebook "clay buddies" site.

It struck me how generous the clay community is and how it has come together during this horrible time of war in Ukraine to support fellow artists. A few artists, also members of clay buddies, were still posting final pieces just before they fled their homes. Art is life."

-Janice Shenker

Dear ceramic community!

Please shelter Ukrainian potters.

the last couple of days many of you have offered me to come and stay at their place. Some even suggest I can work in their studio and sell ceramics for a living. This is an incredible act of global solidarity and goodwill. Thank you!

As I currently stay in Ukraine and cannot accept all your offers anyways, maybe we can make it go a longer way. I created this sign-up form — share your details if you're willing to host other Ukrainian ceramic artists.

<https://forms.gle/8fivnRGxQre9pzqG8>

Be it for a couple of days or for half a year, any help is vital now. Many women, some with kids, are forced to leave their home and their pottery to save their lives. European countries are a priority, as it is easier to get there and the visas have been waived.

This information will be shared only with potters and ceramic artists from Ukraine who are looking for asylum abroad, on their request.

This form is created and administrated by me — Yuliya Makliuk, a potter from Irpin, Ukraine @hereandnowpottery at Instagram, y.makliuk@gmail.com. Please contact me if you have any questions.

God bless you and #StopPutin!

The last two years, due to changes because of Covid, sure have sharpened and honed our problem-solving skills and creative process abilities. One of the ideas from the membership has been to have smaller outdoor pop-up sales because our once-a-year indoor sale in Medford has not been available.

We have decided to have another outdoor sale this spring. It will be 10am-5pm, Saturday, May 21, at Eden Vale Winery in Medford. Many sites were researched, and Eden Vale was chosen because of the location, atmosphere, parking, can accommodate many booth spaces, bathroom and trash are included in a reasonable rental price as well as a few other conveniences around loading and unloading.

There are around 25 artists participating and work to put on the show is being shared, by several, and is progressing nicely. There are many choices to be made and like last time it has been great to work with all those participating. We have gotten better at a couple of things and some mistakes have been made. As always with a new endeavor there is a learning curve and improvements to be made. Glad to say, mostly things have gone along in a smooth fashion.

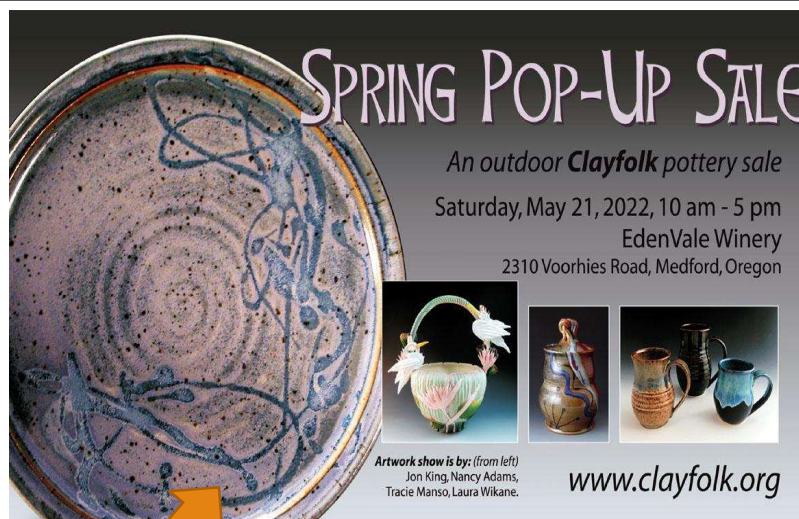
We are very proud to be able to say it looks like our big indoor November sale is happening this year. We are on the lookout for how these smaller pop-up sales may or may not affect this great traditional show. We welcome any insights and feedback around this process.

For this upcoming pop-up sale we have a terrific turnout of diverse and talented artists. You will find a wide variety from functional to sculptural. All of exceptional quality.

Tell friends and family in the area who might want to come and check us out. What could be better than some great art in a beautiful location. We are looking forward to being able to share this event with our community!



Dry clay? I tried this last week-super easy! Put 1-2 cups water in bag (no leaks) and reseal. Place bag in a 5 gallon bucket and fill with water to cover the top. Pressure forces the water back into the clay, 2-4 days (check on day 2, maybe more water inside the bag).



Check it out, our official postcard for the upcoming Spring Pop-Up Sale! Muchas gracias to Frank Gosar, our go-to artist for designing. If you've ever done this type of formatting, you know that the result comes from hard work and patience. Well done, Frank!

2022 Clayfolk Show & Sale (Yes, THE Show at the Medford Armory)

Happy days are here. The Annual Clayfolk Show & Sale is back and will again be at the Medford Armory. This year you will have the opportunity to register for the show on our Clayfolk website by going to the Members Quick Links and click on the Online Show Application or by using the following link:

<https://clayfolk.regfox.com/clayfolk-annual-show-sale>

...or you can continue to do it by filling out ALL the paperwork, find an envelope and stamp, AND go to the post office to mail in the application. You will find the paper application in this issue of the newsletter or use the following link to download the form.

https://www.clayfolk.org/wordpress1/wp-content/uploads/2022/04/2022Clayfolk_Show_Application_Final.pdf

You can also go to the Members Quick Links and click on the Show Application to download the forms.

If you have any questions, please contact

Michael McKinney at showchair@clayfolk.org or

Patricia Richey at webmaster@clayfolk.org

Want to be on the Jane Train Team?

jane@washdish.com

Hi Folks,

As some of you know I have been following my passion for wood-firing my ceramics for almost 10 years. I've also talked about building a wood-fired kiln on our property for years. Well, like many of you I'm getting old and I've decided if **we** (notice the shift in pronoun here) are going to build it, we should start it sooner rather than later. So, I am reaching out to my community of potters, friends, mentors, and other interested folks and organizations for support to finally just go for it and build a wood fire kiln for our community.

What type of wood-fire kiln would we like to build? After wood-firing my ceramics in different wood kilns in the West, I recommend we build a medium size train kiln which was first designed by John Neely at the University of Utah at Logan. The size, between 30 and 40 cubic feet, I believe would be functional for a group of four or five potters to fire at a time. I have helped fire two train kilns at Northern Arizona University and talked to quite a few wood-firers who recommend this kiln due to how much time, fuel, human energy, and experience it takes to regularly get good wood-fire results. Ceramics Art Daily has a folder of articles "Wood-firing techniques and tips" which includes a piece by Judith Duffy on her experience building her train kiln and firing it, her website she also has drawings and videos of building of her kiln.

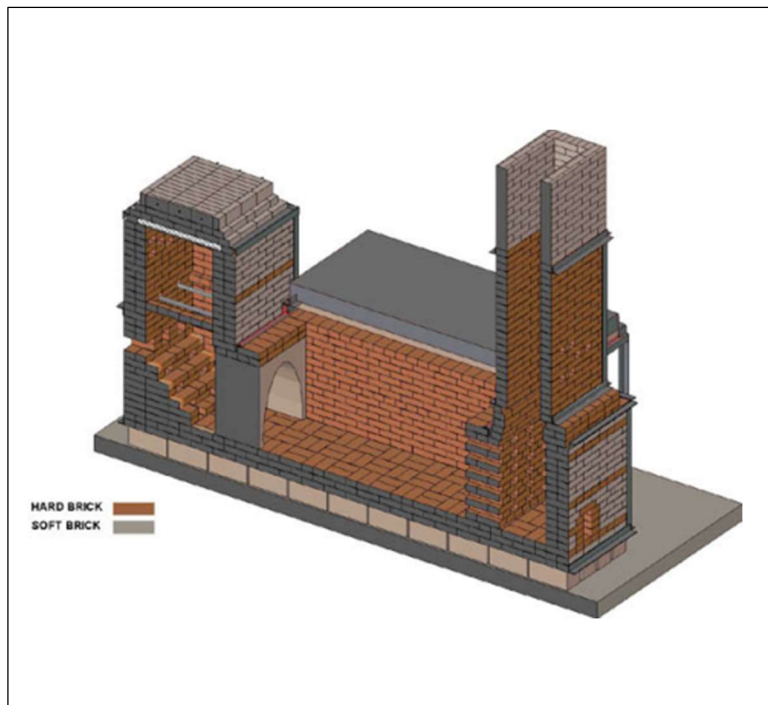
We are not positively set on our trail kiln design. At this time, we would like to build the Jane Train on our land. My husband, Monty Zukowski, and I have been living on our homestead Woodland Sun for over 25 years. Woodland Sun, located on the eastern edge of the Applegate Valley, includes our home, shop, and many acres of Forest Reserve zoned trees --- oak, madrone, pine, fir, etc. Presently we plan to build the kiln and supporting structures down from our house on flat land by our shop and garden.

We would like to get this kiln built by September 2023. Why should you help build this kiln? First, because it's an awesome idea to have a community wood-fire kiln here in the Rogue. Second, when and where else will we be able to explore the many dimensions of wood-firing? I envision this being a great educational and community building experience for me and everyone else that joins in. Third, this project also aims to reduce wild-fire hazard on fire prone forest land; i.e. we plan to be thinning our woods and use that wood to fuel the wood firings and make the land more fire-safe. So how is this project going to move on? If you are interested in learning

more about this project, I can tell you right away that it is not all figured

out. I would like to have a zoom call in early May to explore the future of this project with others.

If you are interested being in the loop of the Jane Train email me at [Jane@washdish.com](mailto:jane@washdish.com). I'll put you on the contact list.



Old Dog Learns a New Trick

I have been fooling around with mason stains.

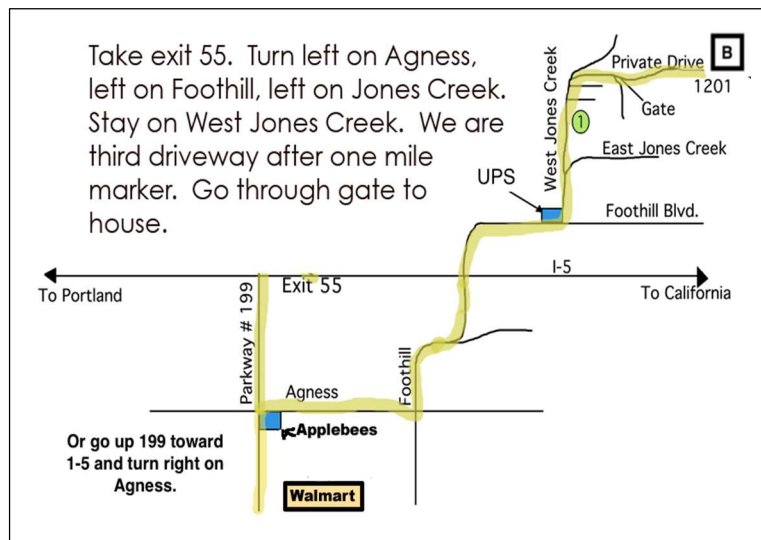
My new technique: I put a rubber band around the top before adding the stain. - Gwen Childs

This helps keep an even edge. It works for identifying a line for carving as well.



Saturday, June 25th Clayfolk Meeting, Swap Meet and Potluck

Our next Clayfolk General meeting will be on Saturday, June 25, between 2:30 and 4:00 at Shirley Huft's home in Grants Pass. This is your chance to clean out your studio and swap and/or purchase new to you exciting equipment, tools, books and magazines, glazes, clay and so much more, adding to your clay experience. Shirley is liquidating all her ceramic supplies and will be posting a list of what she has in enews just prior to the June meeting. There will also be a potluck where we can share food and ideas and catch up with friends. Table ware and plates will be provided along with liquid refreshments, but please bring something to sit on. A map and directions to Shirley's home is here. For questions, call Shirley at 541-476-0593. We look forward to seeing you at the meeting!!



Southern Oregon Clay Distributors

Reach them at 541-535-1311 or order
online at orders@socd.biz

CLAYFOLK
PO BOX 1334
JACKSONVILLE, OR 97530

